

FLAT RATE TIME SCHEDULE

**SEA-DOO®
WATERCRAFT**

1997

REVISED VOLUME 1

**SP* / SPX*
GS* / GSi*
GSX*
GTS* / GTi* / GTX*
HX*
XP***

Effective **May 30th, 1997**

Subject to review from time to time, without notice or delay.

® * Trademarks of Bombardier Inc. and/or affiliates.
Litho'd in Canada

1997 SEA-DOO WATERCRAFT

MODEL NO.	VEHICLE	ENGINE TYPE
5879 / 5923	SP	717
5834 / 5661 / 5924	SPX	787
5621 / 5929	GS	717
5622	GSi	717
5624 / 5931	GSX	787
5818 / 5926	GTS	717
5641 / 5927	GTi	717
5642 / 5928	GTX	787
5882	HX	717
5662	XP	787

INTRODUCTION

This publication governs all warranty labor allowances for 1997 Bombardier Sea-Doo watercraft.

HOW DOES IT WORK

The flat rate time is the maximum time allowed for a repair involving any given part. **FLAT RATE TIME IS NOT CUMULATIVE.** You must use the flat rate time given for the longest lasting operation. For example, if you had to open the crankcase to change a piston, you must use the flat rate time applicable to the crankcase.

NOTE: The flat rate time schedule was prepared by skilled mechanics using the hand tool usually found in workshops and tools/equipment recommended for a servicing dealer (actual time may be reduced in some instances when complimented with power tools).

COMPILATION

The flat rate time schedule has been established from the actual time to perform the repair plus (+) 30% correction factor up to 3.0 hours and (+) 15% over 3.0 hour times for:

- boat handling
- diagnosis
- cleaning
- obtaining the parts
- special compensation (rust)
- test

We welcome suggestions for changes, please use attached form.

HOW TO USE IT

Refer to the section you need.

JOB CODE (example)

Job Code: 10 99

10 = SYSTEM NO. (example: 10 ELECTRICAL)

99 = JOB CODE REFERENCE NO.

ILLUSTRATIONS

The illustrations contained in this manual do not necessarily show every components of a given system as parts catalog do. Their purpose is to facilitate recognition of parts related to a flat rate time. **Item numbers on illustrations correspond o the four digit Job Code.**

SYSTEM NUMBER

- 01 Engine
- 02 Carburetor
- 03 Ignition
- 04 Electric Starter
- 05 Propulsion
- 06 Not used
- 07 Steering/Controls
- 08 Not used
- 09 Body
- 10 Electrical
- 11 Claim type 02 use only

3.1 Locate part or series of parts replaced.

3.2 Insert the appropriate JOB CODE on the first valid line of the claim.

NOTE: Unless otherwise specified, dismantling order is: top to bottom, exterior to interior, front to rear.

All fractions of hours are in tenths:

0.1 = 6 minutes

0.2 = 12 minutes, and so on

JOB REQUIREMENTS

All the flat rate times mentioned in the following pages include the required operations such as: engine timing (rotary valve and ignition), connecting rod(s) alignment, cylinder head(s) torque or use of parallel bar, use of Bombardier tester (or equivalent), piston clearance/ring end gap measurement, crankshaft to crankcase measurement, cylinder honing.

SUGGESTION (FORM REQUEST)

Flat Rate Time - Suggestion for change

RETURN OF WARRANTY PARTS

List of parts to be returned to your distributor.

P/N - FIBERGLASS REPAIRS

List of P/N required for fiberglass repairs.

01 ENGINE

1997 FLAT RATE TIME SCHEDULE

SEA-DOO WATERCRAFT

ALWAYS USE THE LONGEST FLAT RATE TIME

APPLICABLE TO THE REPAIR PERFORMED.

JOB CODE	JOB DESCRIPTION	5879	5834	5621	5622	5624	5818	5641	5642	5882	5662
JOB CODE	JOB DESCRIPTION	SP	SPX	GS	GSi	GSX	GTS	GTi	GTX	HX	XP
01 00	NO LABOR INVOLVED	N.A.	N.A.	N.A.	N.A.	N.A.	N.A.	N.A.	N.A.	N.A.	N.A.
01 01	MUFFLER, HOSE, STRAP, RUBBER STRIP	0.3	0.3	0.3	0.3	0.3	0.3	0.3	0.3	0.4	0.4
01 03	TUNED PIPE, O-RING OR GASKET, FITTING	0.8	0.8	0.8	0.8	0.7	0.8	0.8	0.7	0.4	0.7
01 04	TUNED PIPE CONE AND/OR STRIP AND/OR CLAIM	0.3	0.8	0.3	0.3	1.0	0.3	0.3	1.0	0.3	1.0
01 05	EXHAUST MANIFOLD AND/OR BOLT(S)	1.0	1.2	1.0	1.0	1.2	1.0	1.0	1.2	1.2	1.2
01 06	EXHAUST MANIFOLD STUDS FOR TUNED PIPE	1.2	1.4	1.0	1.0	1.0	1.0	1.0	1.0	0.5	1.0
01 07	EXHAUST MANIFOLD ANGULAR TUBE	0.8	-	0.8	0.8	-	0.8	0.8	-	1.1	--
01 08	* ENGINE ASS'Y REMOVAL AND INSTALLATION	4.0	4.5	4.0	4.0	4.2	4.0	4.0	4.2	4.5	4.5
01 09	ROTARY VALVE COVER AND O-RING	2.2	2.2	2.2	2.2	2.2	2.2	2.2	2.2	2.2	2.2
	** ROTARY VALVE TIMING	2.2	1.4	1.4	1.4	1.4	1.4	1.4	1.4	1.4	1.4
01 11	OIL INLET ANGULAR TUBE	1.0	1.4	1.0	1.0	1.4	1.0	1.0	1.4	1.4	1.4
01 12	THERMOSENSOR	0.3	0.3	0.3	0.3	0.3	0.3	0.3	0.3	0.3	0.3
01 13	CYLINDER HEAD COVER	0.3	0.3	0.3	0.3	0.3	0.3	0.3	0.3	0.3	0.3
01 14	CYLINDER HEAD AND/OR GASKET	0.5	0.5	0.5	0.5	0.5	0.5	0.5	0.5	0.5	0.5
01 15	CYLINDER AND/OR CYLINDER BASE GASKET	2.6	2.6	2.6	2.6	2.6	2.6	2.6	2.6	2.6	2.6
	*** CYLINDER RESLEEVED	-	-	-	-	-	-	-	-	-	-
01 16	PISTON, PISTON RINGS, PIN MAG SIDE	3.7	3.7	3.5	3.5	3.7	3.5	3.5	3.7	3.7	3.7

* REQUIRES PRIOR AUTHORIZATION BY DISTRIBUTOR.

** INDICATE LABOUR TIME ON LINE "LABOUR ONLY" OF CLAIM.

*** INDICATE \$\$\$ AMOUNT ON LINE "SUB-CONTRACTED LABOUR" OF CLAIM.

01 ENGINE

1997 FLAT RATE TIME SCHEDULE

SEA-DOO WATERCRAFT

ALWAYS USE THE LONGEST FLAT RATE TIME

APPLICABLE TO THE REPAIR PERFORMED.

JOB CODE	JOB DESCRIPTION	5879	5834	5621	5622	5624	5818	5641	5642	5882	5662
		5923	5661 5924	5929		5931	5926	5927	5928		
		SP	SPX	GS	GSi	GSX	GTS	GTi	GTX	HX	XP
01 17	PISTON,PISTON RINGS,PIN, PTO SIDE	3.9	3.9	3.5	3.5	3.9	3.5	3.5	3.9	3.9	3.9
01 18	PISTONS,PISTONS RINGS,PINS,BOTH SIDES	4.0	4.3	4.0	4.0	4.3	4.0	4.0	4.3	4.0	4.3
01 20	CRANKCASE RESEAL OR GASKET SET	5.7	6.2	5.7	5.7	6.0	5.7	5.7	6.0	6.0	6.0
01 21	* CRANKSHAFT AND/OR BEARING	5.7	6.8	6.2	6.2	6.6	6.2	6.2	6.6	6.6	6.6
	*** CRANKSHAFT REBUILT	-	-	-	-	-	-	-	-	-	
01 22	ROTARY VALVE SHAFT, ANY/OR ALL PARTS	6.0	6.6	6.0	6.0	6.4	6.0	6.0	6.4	6.4	6.4
01 23	CRANKCASE REPLACEMENT	6.4	6.8	6.4	6.4	6.6	6.4	6.4	6.6	6.6	6.6
	*** CRANKSHAFT BRASS PLATE INSERT	-	-	-	-	-	-	-	-	-	
01 24	ENGINE CRADLE	1.7	1.9	1.7	1.7	1.9	1.7	1.7	1.9	3.0	1.9
01 25	ENGINE BASE STUDS ANY/OR ALL STUDS	3.1	-	3.1	3.1	-	3.1	3.1	-	3.2	-
01 26	CRADLE RUBBER MOUNTS 1 OR 2	1.7	1.8	1.9	1.9	2.0	1.9	1.9	2.0	2.4	2.0
01 27	CRADLE RUBBER MOUNTS 3 OR 4	2.0	2.5	2.2	2.2	2.5	2.2	2.2	2.5	2.4	2.5
01 28	HOSE FRM COOLANT OUTLET TO EXH	0.3	0.4	0.3	0.3	0.3	0.3	0.3	0.3	-	0.3
01 30	FITTING,HOSE FOR BLEED SYSTEM	0.3	0.3	0.3	0.3	0.3	0.3	0.3	0.3	0.3	0.3
01 31	HOSE FRM TEE TO TUNED PIPE	0.3	0.3	0.3	0.3	0.3	0.3	0.3	0.3	0.3	0.3
01 32	HOSE FRM TEE TO WATER INJ. FITTING	0.3	0.3	0.3	0.3	0.3	0.3	0.3	0.3	0.3	0.3
01 33	T FITTING ,INLET HOSE	0.3	0.3	-	-	0.3	-	-	0.3	-	0.3

* REQUIRES PRIOR AUTHORIZATION BY DISTRIBUTOR.

** INDICATE LABOUR TIME ON LINE "LABOUR ONLY" OF CLAIM.

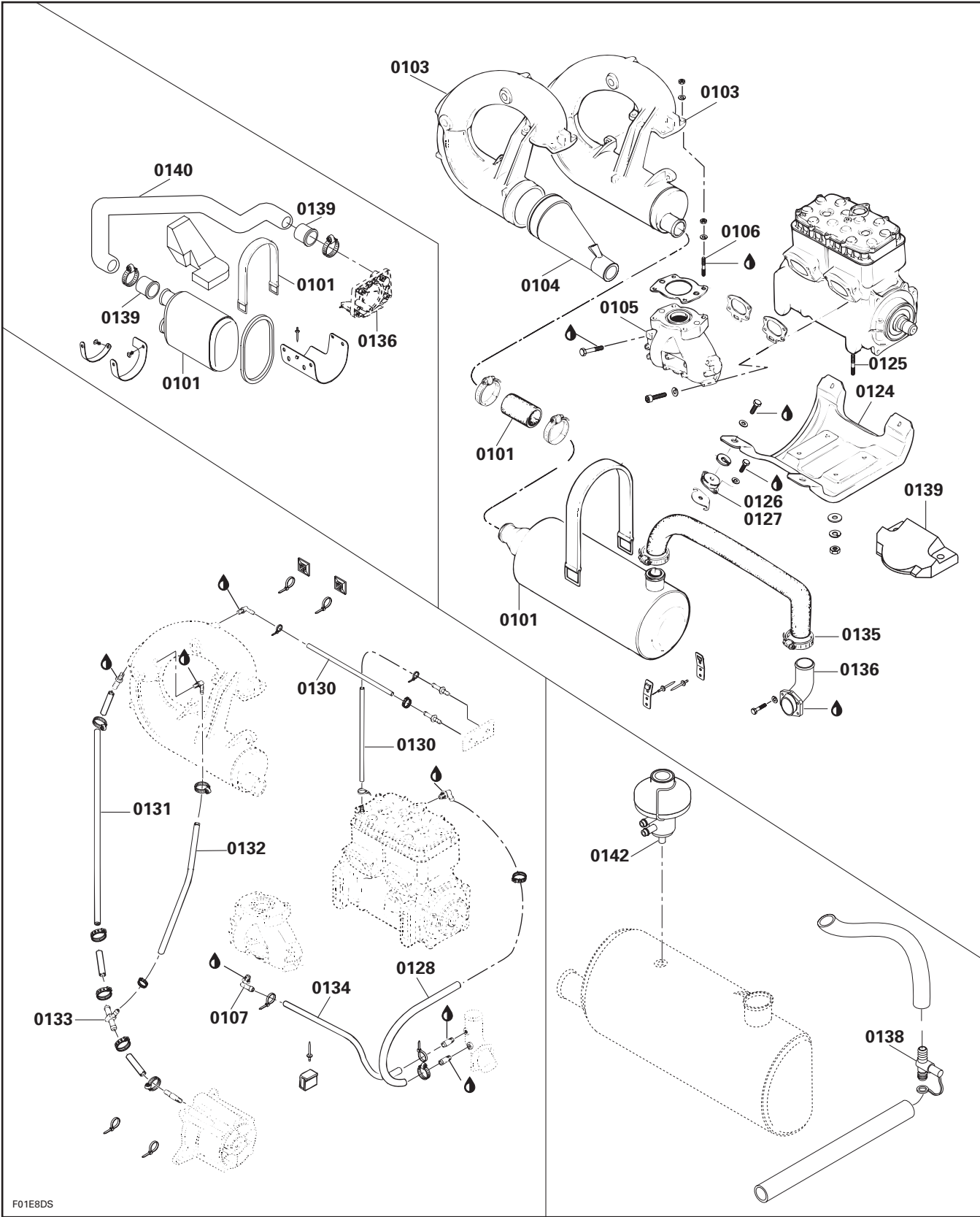
*** INDICATE \$\$\$ AMOUNT ON LINE "SUB-CONTRACTED LABOUR" OF CLAIM.

		ALWAYS USE THE LONGEST FLAT RATE TIME									
		APPLICABLE TO THE REPAIR PERFORMED.									
JOB CODE	JOB DESCRIPTION	5879	5834	5621	5622	5624	5818	5641	5642	5882	5662
		SP	SPX	GS	GSi	GSX	GTS	GTi	GTX	HX	XP
01 34	HOSE FOR ENGINE DRAIN.(MANIF. TO EXHA.)	0.3	0.6	0.3	0.3	0.5	0.3	0.3	0.5	0.5	0.5
01 35	HOSE FRM MUFFLER TO EXHAUST OUTLET	0.3	0.3	0.3	0.3	0.3	0.3	0.3	0.3	0.3	0.5
01 36	EXHAUST OUTLET	0.8	0.6	0.8	0.8	0.6	0.8	0.8	0.6	0.6	0.7
01 37	* SHORT BLOCK	4.9	5.5	4.9	4.9	5.2	4.9	4.9	5.2	5.2	5.2
01 38	FLUSH FITTING (1 OR 2)	0.3	0.3	0.3	0.3	-	0.3	0.3	-	-	
01 39	ADAPTOR, ENGINE SUPPORT 1 OR 2	2.2	-	-	-	-	-	-	-	2.2	-
01 41	EXHAUST VALVE, 1 OR 2	-	0.7	-	-	0.7	-	-	0.7	-	0.7
01 42	PRESSURE REGULATOR ASSY	-	0.4	-	-	0.4	-	-	0.4	-	0.4
01 43	SHAFT BALANCE ASSY	-	6.6	-	-	6.6	-	-	6.6	-	6.6
01 44	HOSE, FRM HEAD PIPE TO CYL. HEAD	-	0.3	-	-	0.3	-	-	0.3	-	0.3

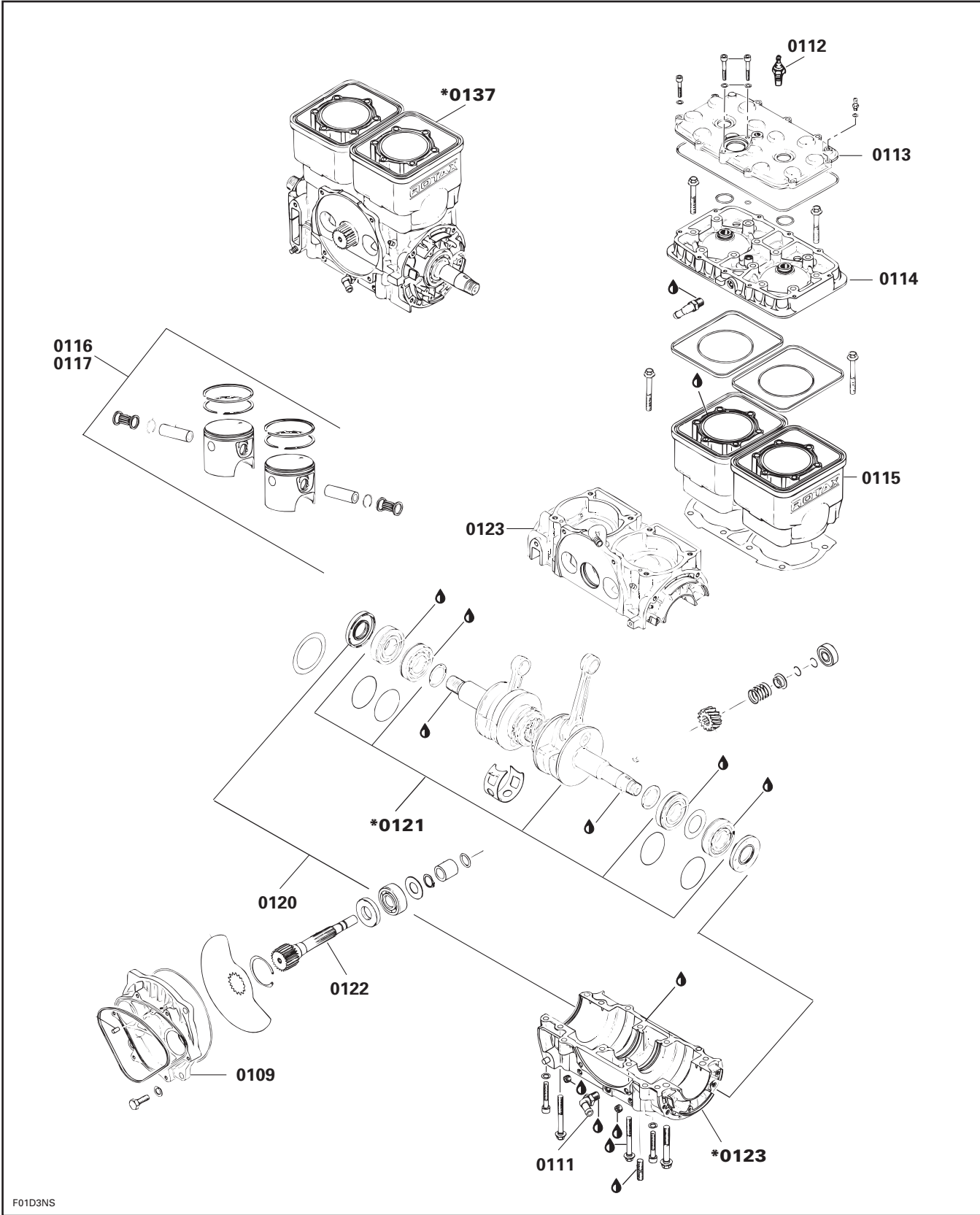
* REQUIRES PRIOR AUTHORIZATION BY DISTRIBUTOR.

** INDICATE LABOUR TIME ON LINE "LABOUR ONLY" OF CLAIM.

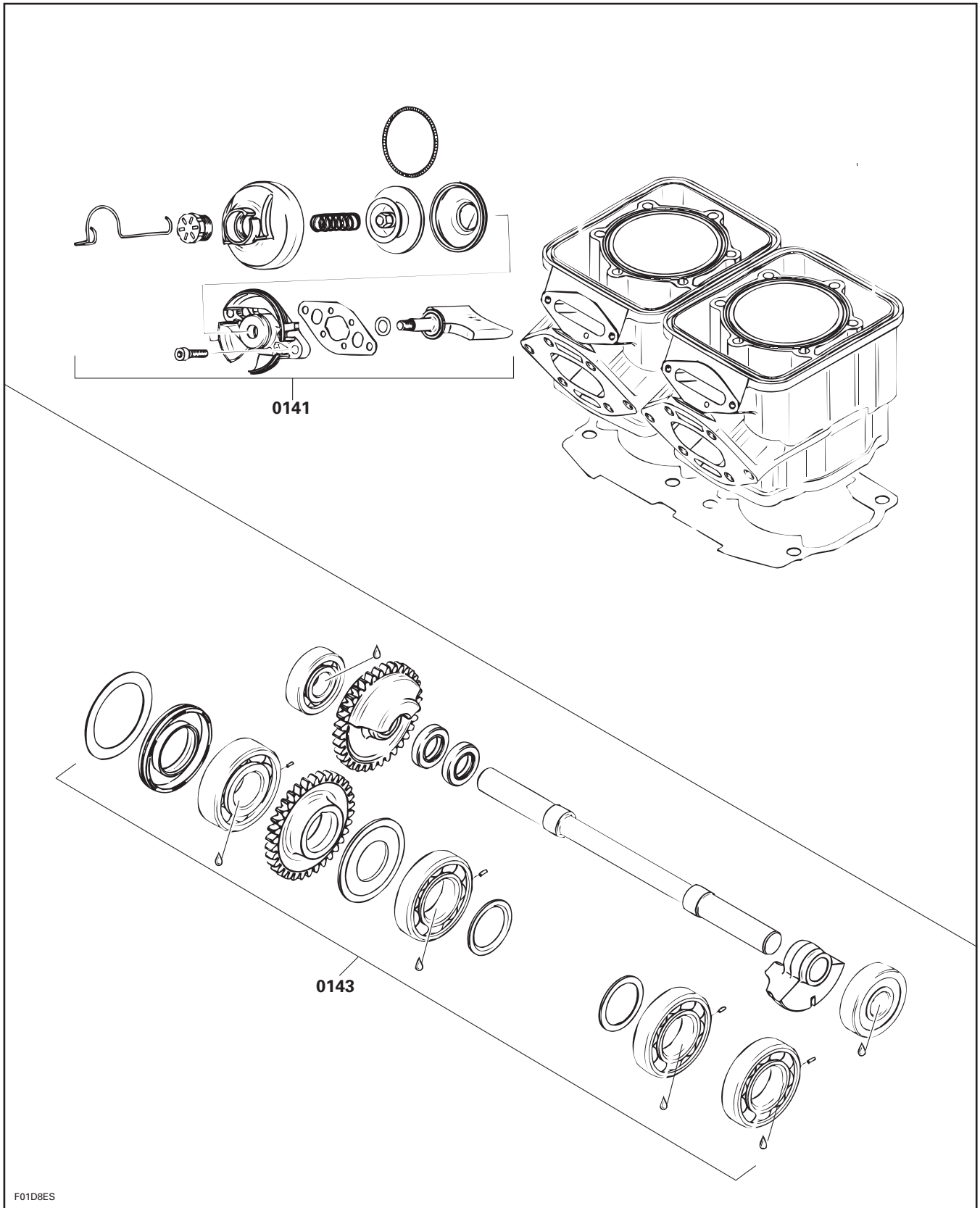
*** INDICATE \$\$\$ AMOUNT ON LINE "SUB-CONTRACTED LABOUR" OF CLAIM.



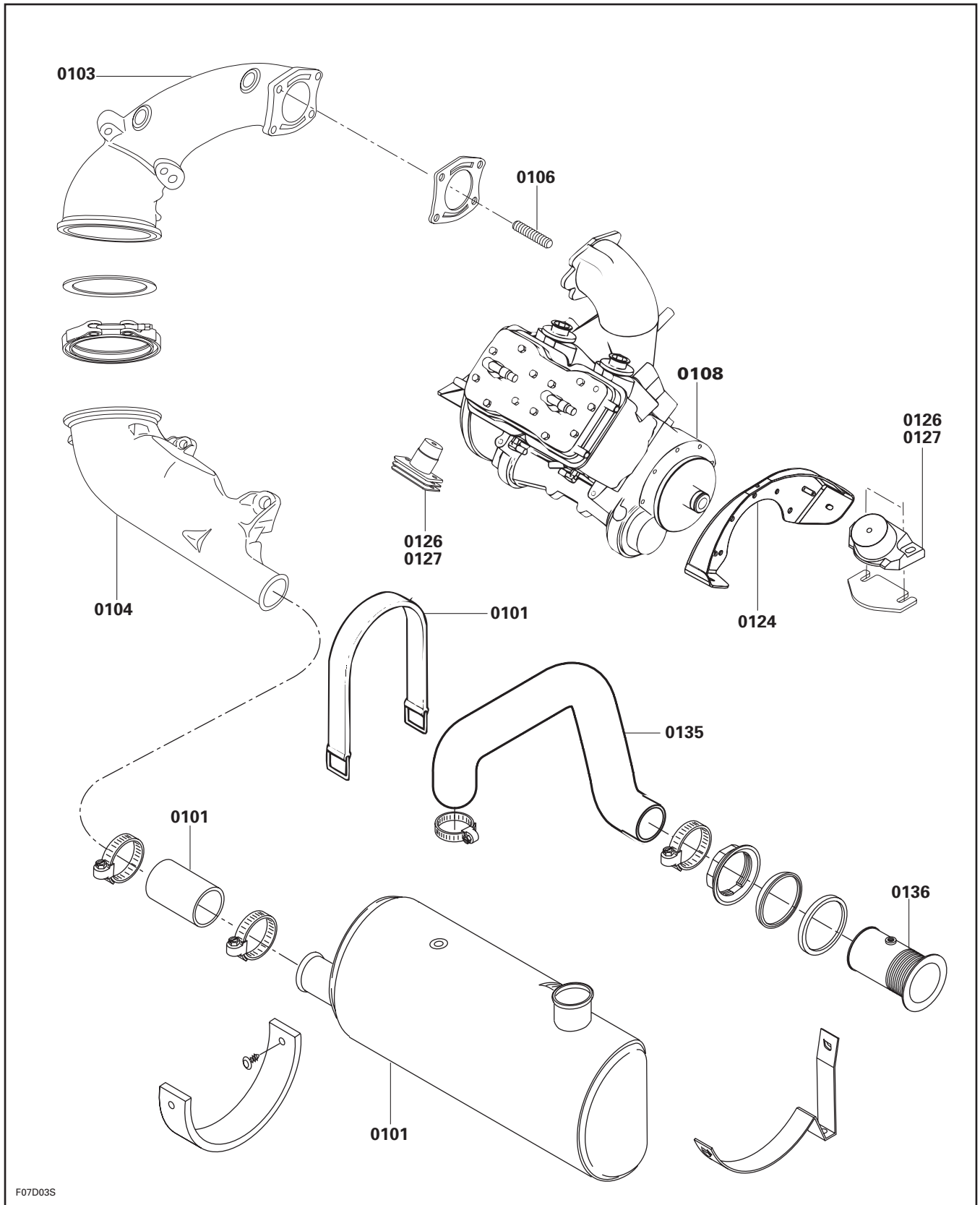
F01E8DS

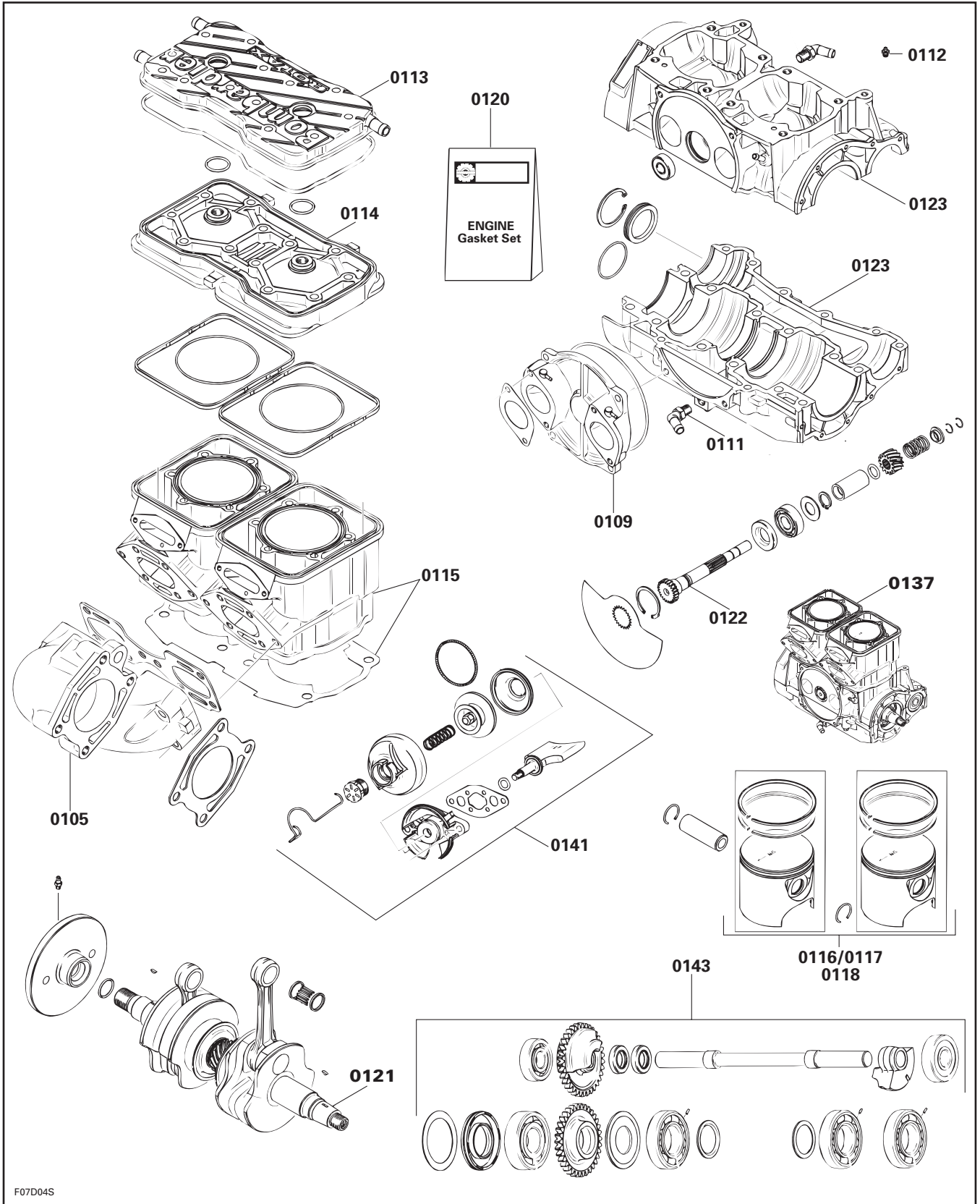


F01D3NS

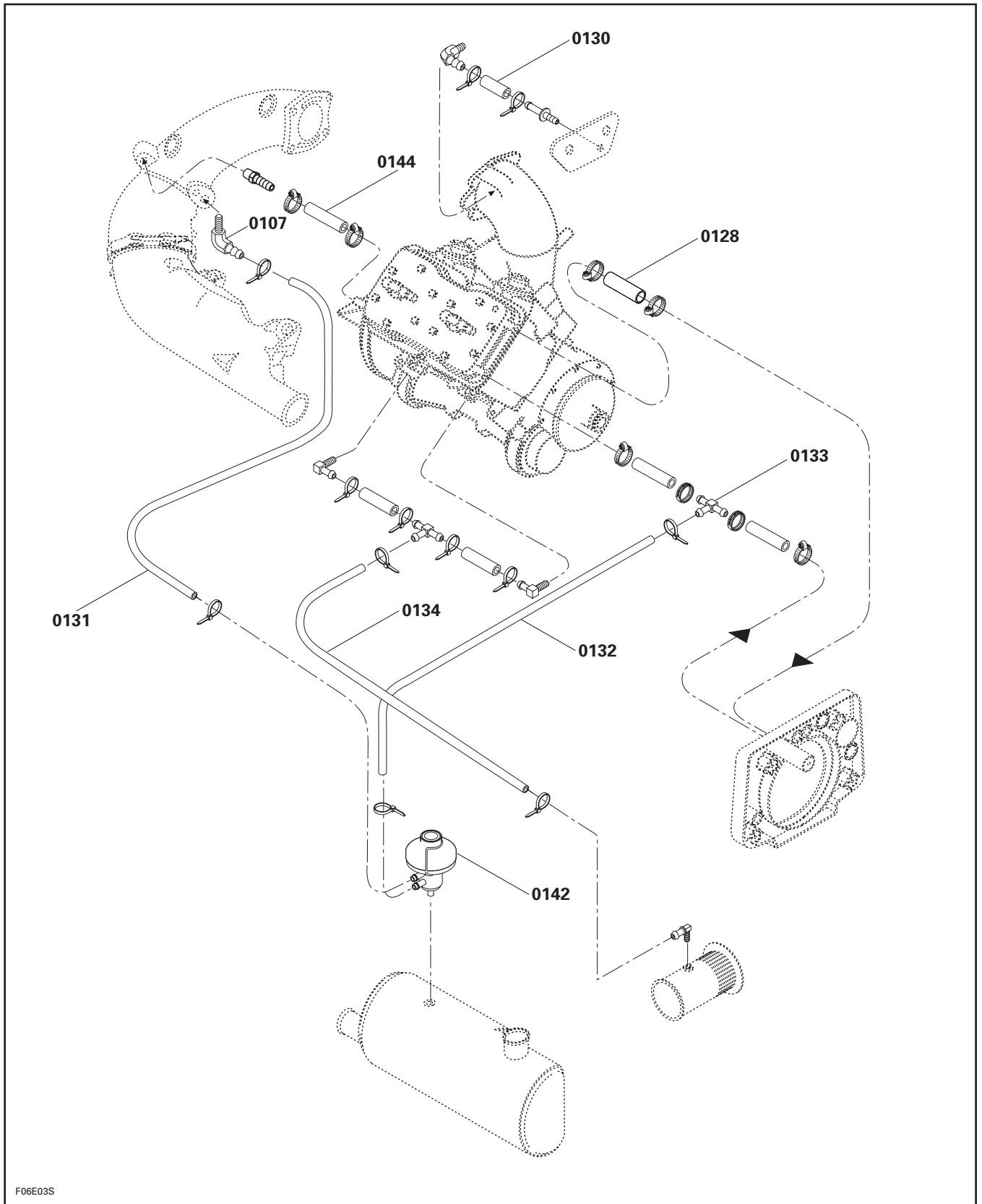


F01D8ES





F07D04S



F06E03S

02 CARBURETOR

1997 FLAT RATE TIME SCHEDULE

SEA-DOO WATERCRAFT

ALWAYS USE THE *LONGEST* FLAT RATE TIME

APPLICABLE TO THE REPAIR PERFORMED.

JOB CODE	JOB DESCRIPTION	5879	5834	5621	5622	5624	5818	5641	5642	5882	5662
		5923	5661 5924	5929		5931	5926	5927	5928		
		SP	SPX	GS	GSi	GSX	GTS	GTi	GTX	HX	XP
02 00	NO LABOR INVLOVED	N.A.	N.A.	N.A.	N.A.	N.A.	N.A.	N.A.	N.A.	N.A.	N.A.
02 01	REMOVAL AND/OR INST. OF AIR SILENCER	0.4	0.4	0.4	0.4	0.4	0.4	0.4	0.4	0.4	0.4
02 02	FLAME ARRESTER COVER, FLAME ARRESTER	0.3	0.4	0.3	0.3	0.4	0.3	0.3	0.4	0.3	0.3
02 03	FLAME ARRESTER ADAPTOR	0.4	0.4	0.4	0.4	0.4	0.4	0.4	0.4	0.4	0.4
02 04	FLAME ARRESTER BASE	0.5	0.5	0.5	0.5	0.5	0.5	0.5	0.5	0.5	0.5
02 05	THROTTLE CABLE (1)	0.5	1.0	1.0	1.0	1.0	0.5	1.0	1.0	0.5	1.0
02 06	CHOKE CABLE	0.4	1.0	1.0	1.0	1.0	0.4	1.0	1.0	0.5	1.0
02 07	CARB. MAIN JET 1	1.4	1.4	1.4	1.4	1.4	1.4	1.4	1.4	1.4	1.4
02 08	CARB. MAIN JET 2	1.6	1.6	1.6	1.6	1.6	1.6	1.6	1.6	1.6	1.6
02 09	THROTTLE CABLE LEVER ANY/OR ALL PARTS 1	1.4	1.4	1.4	1.4	1.4	1.4	1.4	1.4	1.4	1.4
02 10	THROTTLE CABLE LEVER ANY/OR ALL PARTS 2	1.6	1.6	1.6	1.6	1.6	1.6	1.6	1.6	1.6	1.6
02 11	CARBURETOR LINKAGE	0.3	0.3	0.3	0.3	0.3	0.3	0.3	0.3	0.3	0.3
02 12	CARBURETOR ASS'Y 1	1.0	1.0	1.0	1.0	1.0	1.0	1.0	1.0	1.0	1.0
02 13	CARBURETOR ASS'Y 2	1.2	1.2	1.2	1.2	1.2	1.2	1.2	1.2	1.2	1.2
02 14	THROTTLE SHAFT, BUSHING	1.8	1.8	1.8	1.8	1.8	1.8	1.8	1.8	1.8	1.8
02 16	CHOKE SHAFT, SPRING 1	1.8	1.8	1.8	1.8	1.8	1.8	1.8	1.8	1.8	1.8
02 17	CHOKE SHAFTS, SPRINGS 2	1.9	1.9	1.9	1.9	1.9	1.9	1.9	1.9	1.9	1.9

* REQUIRES PRIOR AUTHORIZATION BY DISTRIBUTOR.

** INDICATE LABOUR TIME ON LINE "LABOUR ONLY" OF CLAIM.

*** INDICATE \$\$\$ AMOUNT ON LINE "SUB-CONTRACTED LABOUR" OF CLAIM.

02 CARBURETOR

1997 FLAT RATE TIME SCHEDULE

SEA-DOO WATERCRAFT

ALWAYS USE THE LONGEST FLAT RATE TIME

APPLICABLE TO THE REPAIR PERFORMED.

JOB CODE	JOB DESCRIPTION	5879	5834	5621	5622	5624	5818	5641	5642	5882	5662
		5923	5661 5924	5929		5931	5926	5927	5928		
		SP	SPX	GS	GSi	GSX	GTS	GTi	GTX	HX	XP
02 18	GASKET AND DIAPHRAGM SET 1	1.9	1.2	1.2	1.2	1.2	1.2	1.2	1.2	1.2	1.2
02 19	GASKET AND DIAPHRAGM SET 2	2.2	1.4	1.4	1.4	1.4	1.4	1.4	1.4	1.4	1.4
02 20	NEEDLE VALVE, SEAT, WELCH PLUG 1	1.4	1.4	1.4	1.4	1.4	1.4	1.4	1.4	1.4	1.4
02 21	NEEDLE VALVES, SEATS, WELCH PLUG 2	1.6	1.6	1.6	1.6	1.6	1.6	1.6	1.6	1.6	1.6
	** CARBURETOR CLEANING AND REBUILDING 1	1.0	1.4	-	-	1.4	1.0	1.0	1.4	1.4	1.4
	** CARBURETORS CLEANING AND REBUILDING 2	-	1.6	-	-	1.6	-	-	1.6	1.6	1.6
02 24	FUEL PUMP	1.2	1.2	1.2	1.2	1.2	1.2	1.2	1.2	1.2	1.2
02 25	FUEL FILTER	0.3	0.3	0.3	0.3	0.3	0.3	0.3	0.3	0.3	0.3
02 26	FUEL TANK CAP AND/OR SEAL	0.3	0.3	0.3	0.3	0.3	0.3	0.3	0.3	0.3	0.3
02 27	FUEL TANK BODY ADP.,CHAIN SEAL	0.3	0.4	0.3	0.3	0.4	0.3	0.3	0.4	0.4	0.4
02 28	INNER FILLER NECK HOSE	0.5	0.6	0.5	0.5	0.5	0.5	0.5	0.5	0.6	0.6
02 29	FUEL TANK STRAPS 2	0.3	0.3	0.3	0.3	0.3	0.3	0.3	0.3	0.5	
02 31	FUEL TANK	1.0	1.3	4.0	4.0	4.2	1.2	1.2	0.9	3.1	5.5
02 34	FUEL TANK VALVE (1)	0.6	0.6	0.6	0.6	0.6	0.6	0.6	0.6	0.6	0.6
02 35	VENT CHECK VALVE (EACH)	0.3	0.3	0.3	0.3	0.3	0.3	0.3	0.3	0.3	0.3
02 36	FUEL TANK HOSE (FRM BODY ADP. T)	0.3	0.6	0.3	0.3	0.3	0.3	0.3	0.3	0.3	0.3
02 37	GROMMET,HOSE (FUEL AND VENT LIN)	0.3	0.3	0.3	0.3	0.3	0.3	0.3	0.3	0.3	0.3
02 38	HOSE (FRM TANK ADP. TO FUEL VALVE)	0.3	0.3	0.3	0.3	0.3	0.3	0.3	0.3	0.3	

* REQUIRES PRIOR AUTHORIZATION BY DISTRIBUTOR.

** INDICATE LABOUR TIME ON LINE "LABOUR ONLY" OF CLAIM.

*** INDICATE \$\$\$ AMOUNT ON LINE "SUB-CONTRACTED LABOUR" OF CLAIM.

02 CARBURETOR

1997 FLAT RATE TIME SCHEDULE

SEA-DOO WATERCRAFT

ALWAYS USE THE LONGEST FLAT RATE TIME

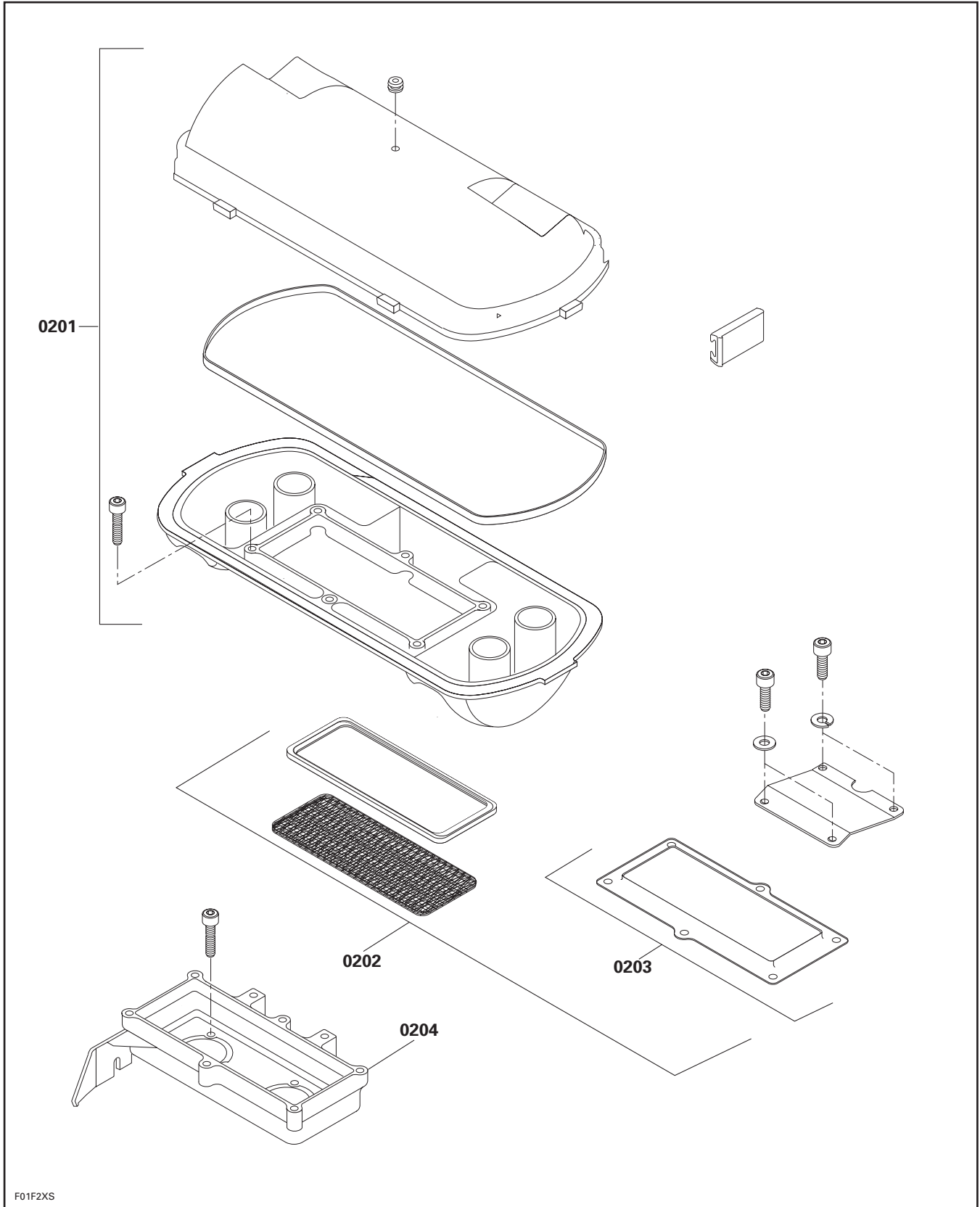
APPLICABLE TO THE REPAIR PERFORMED.

JOB CODE	JOB DESCRIPTION	5879	5834	5621	5622	5624	5818	5641	5642	5882	5662
		5923	5661 5924	5929		5931	5926	5927	5928		
		SP	SPX	GS	GSi	GSX	GTS	GTi	GTX	HX	XP
02 39	HOSE (FRM FUEL VALVE TO FUEL FILTER)	0.3	0.3	0.3	0.3	0.3	0.3	0.3	0.3	0.3	0.4
02 40	HOSE (FRM FUEL FILTER TO FUEL PUMP)	0.3	0.3	0.3	0.3	0.3	0.3	0.3	0.3	0.3	0.4
02 41	HOSE (FRM FUEL PUMP TO ENGINE) IMPULSE	0.3	0.3	0.3	0.3	0.3	0.3	0.3	0.3	0.3	0.4
02 43	HOSE (FRM PTO CARB.TO MAG. CARB.)	-	0.4	-	-	0.3	-	-	0.3	0.5	0.4
02 44	HOSE,CHECK VALVE (CARB.RETURN LINE)	0.3	0.4	0.3	0.3	0.4	0.3	0.3	0.4	0.5	0.4
02 45	INJ. OIL RES. ADP., HOSE, O-RING (FOR CAP)	0.3	0.4	0.3	0.3	0.4	0.3	0.3	0.4	0.4	0.4
02 46	INJ. OIL RES. STRAP	0.3	0.3	0.3	0.3	0.3	0.3	0.3	0.3	0.3	0.3
02 47	INJ. AND ROTARY OIL RESERVOIR	0.8	0.9	0.8	0.8	0.6	0.8	0.8	0.6	0.5	0.5
02 48	OIL INJ. PUMP	2.2	2.2	2.4	2.4	2.2	2.4	2.4	2.2	2.4	1.2
02 49	OIL INJ. PUMP FIT., VALVE COVER	1.6	1.6	1.4	1.4	1.6	1.4	1.4	1.6	2.0	1.6
02 50	HOSE,GROMMET (FRM R.V.OIL OUT.TO OIL RES.)	0.5	0.5	0.6	0.6	0.6	0.6	0.6	0.6	0.7	0.6
02 51	HOSE, GROMMET (FRM OIL RESV. TO R.V. OIL IN)	1.0	0.7	0.7	0.7	0.7	0.7	0.7	0.7	1.2	0.7
02 52	HOSE, FILTER GROMMET (FRM OIL RESV. TO OIL)	0.6	0.6	0.6	0.6	0.6	0.6	0.6	0.6	0.6	0.6
02 55	CABLE ASS'Y OIL PUMP (1)	1.0	1.0	1.0	1.0	1.0	1.0	1.0	1.0	1.0	1.0
02 56	90 DEGREE FITTING - IMPULSE LINE	-	-	-	-	-	-	-	-	-	-
02 57	"Y" FITTING ON CARBURETOR	-	0.3	-	-	0.4	-	-	0.4	0.4	0.4

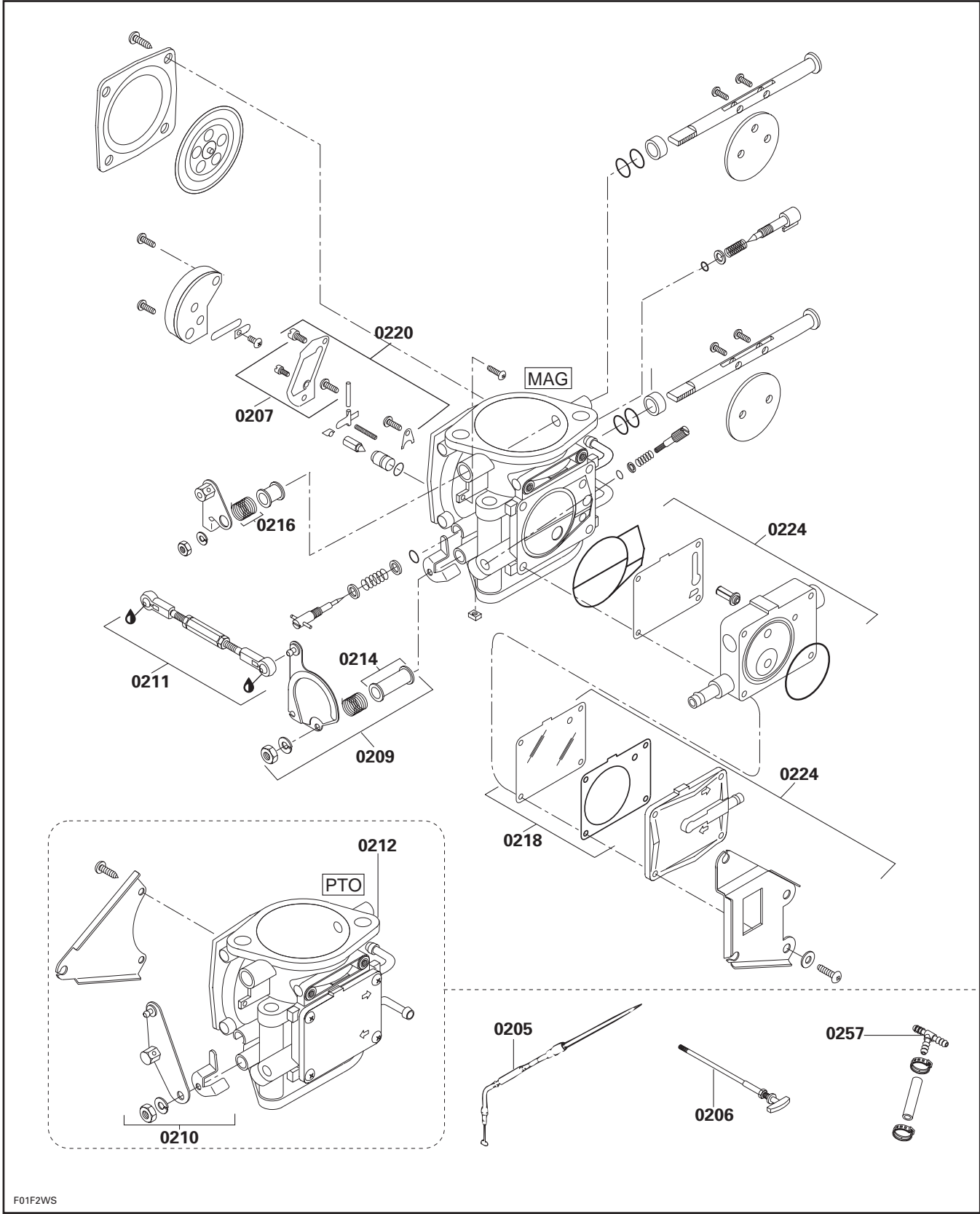
* REQUIRES PRIOR AUTHORIZATION BY DISTRIBUTOR.

** INDICATE LABOUR TIME ON LINE "LABOUR ONLY" OF CLAIM.

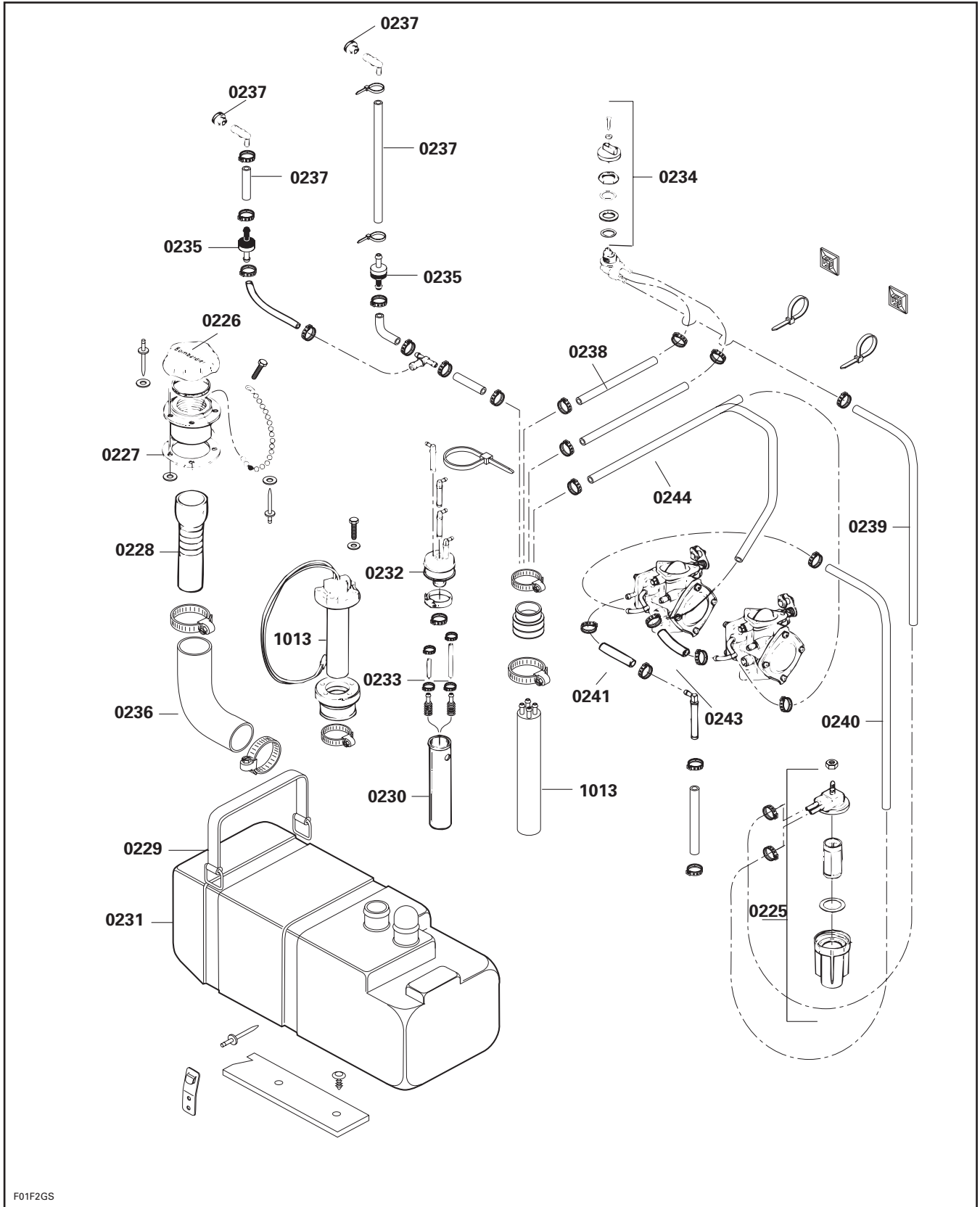
*** INDICATE \$\$\$ AMOUNT ON LINE "SUB-CONTRACTED LABOUR" OF CLAIM.



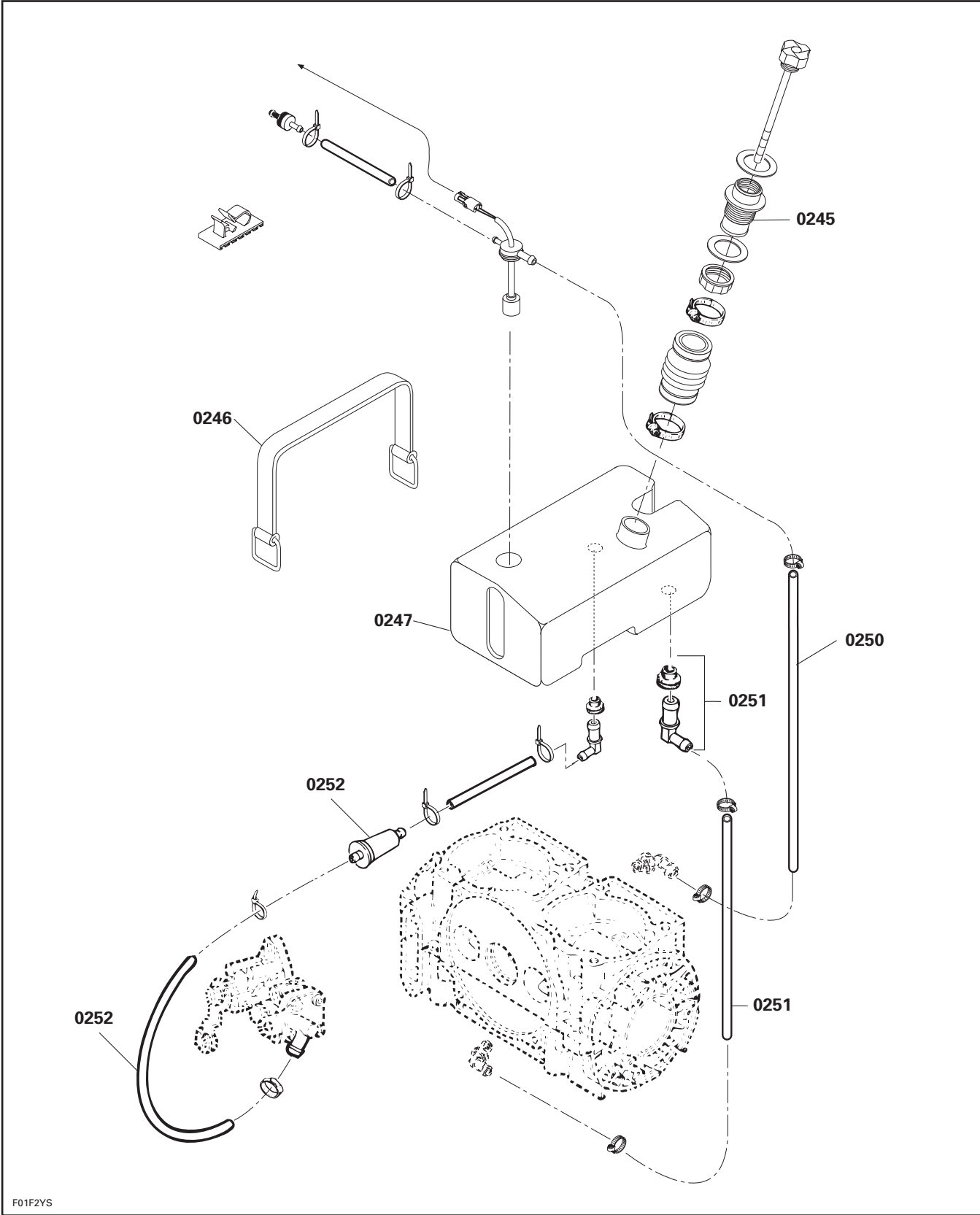
F01F2XS



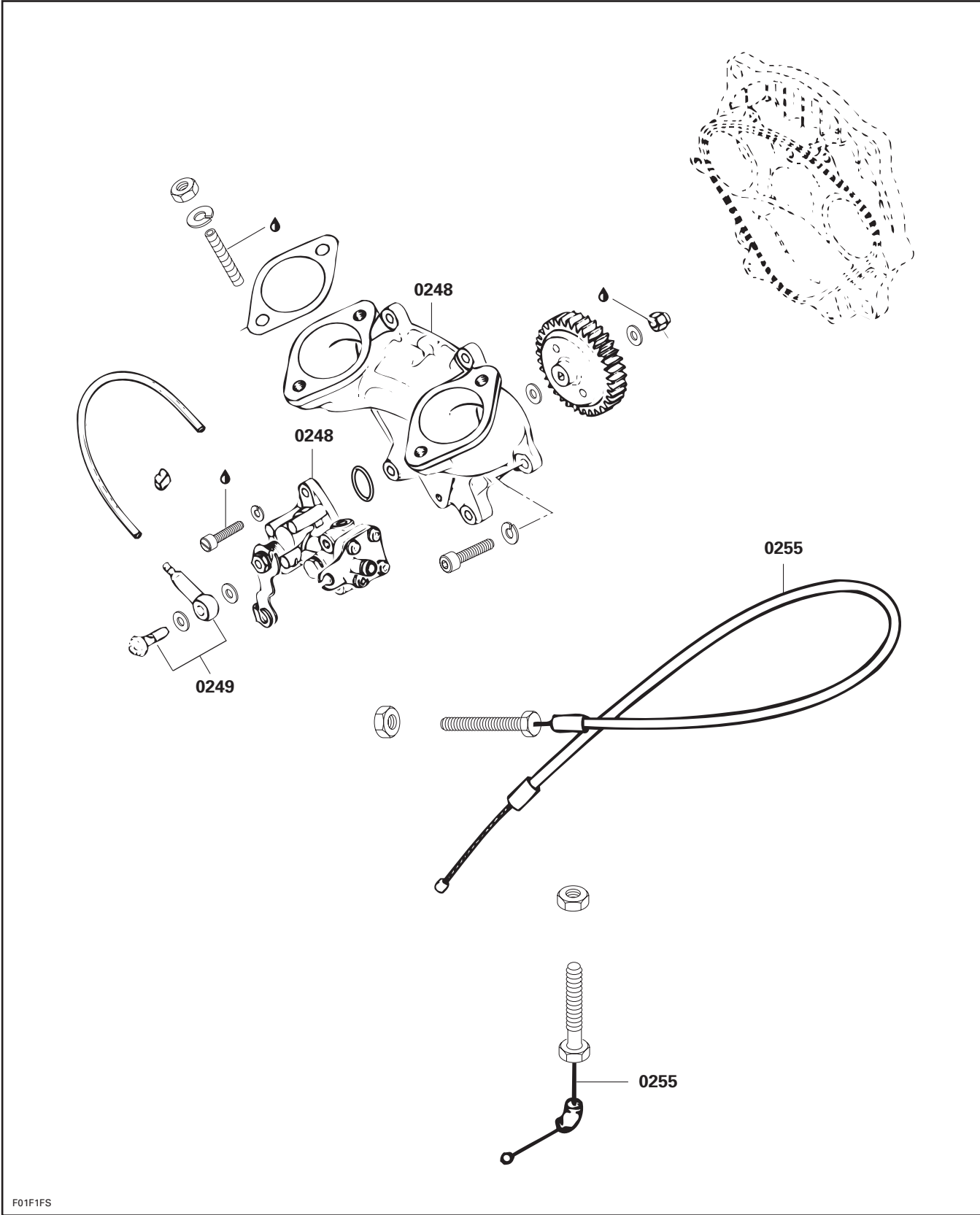
F01F2WS



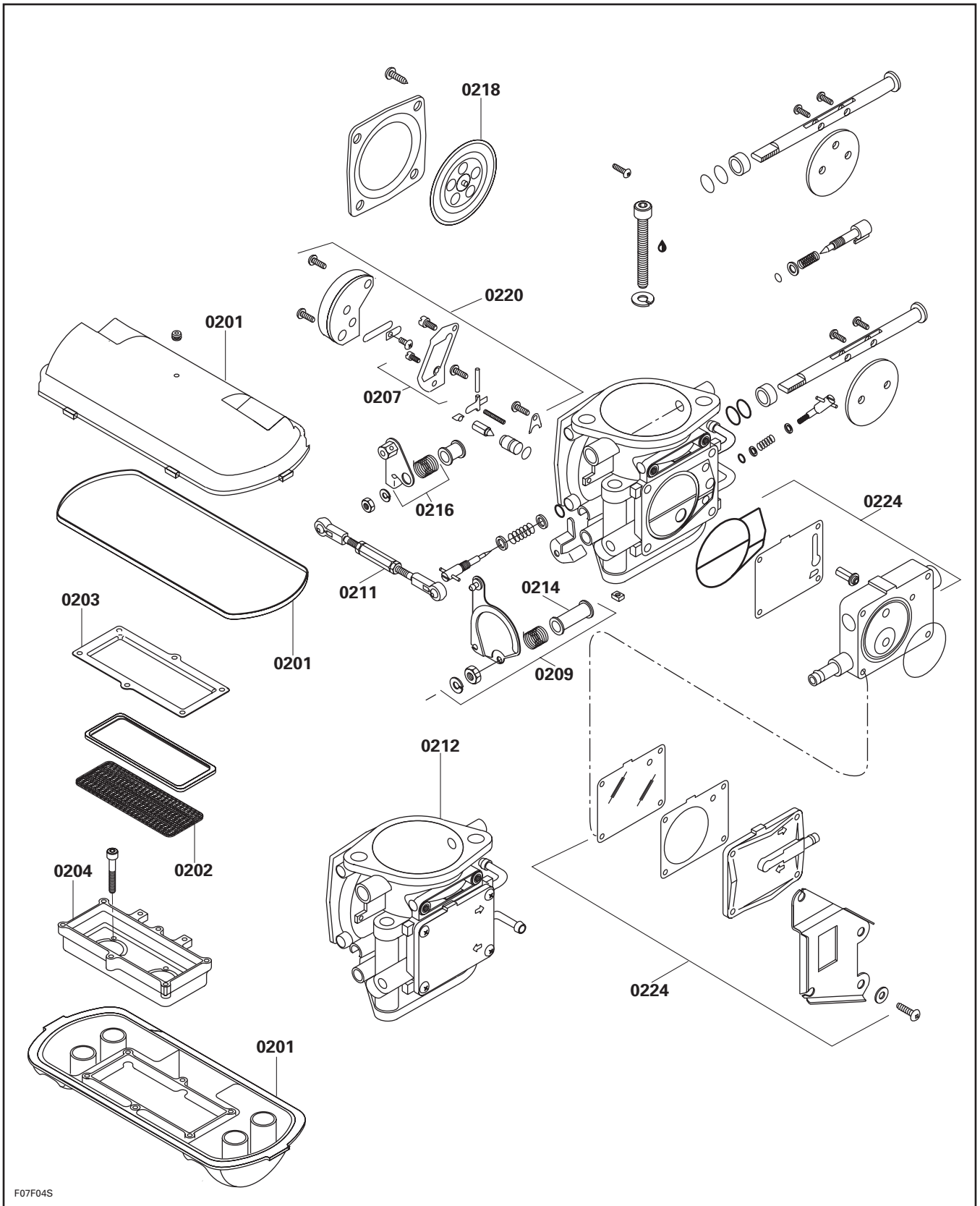
F01F2GS



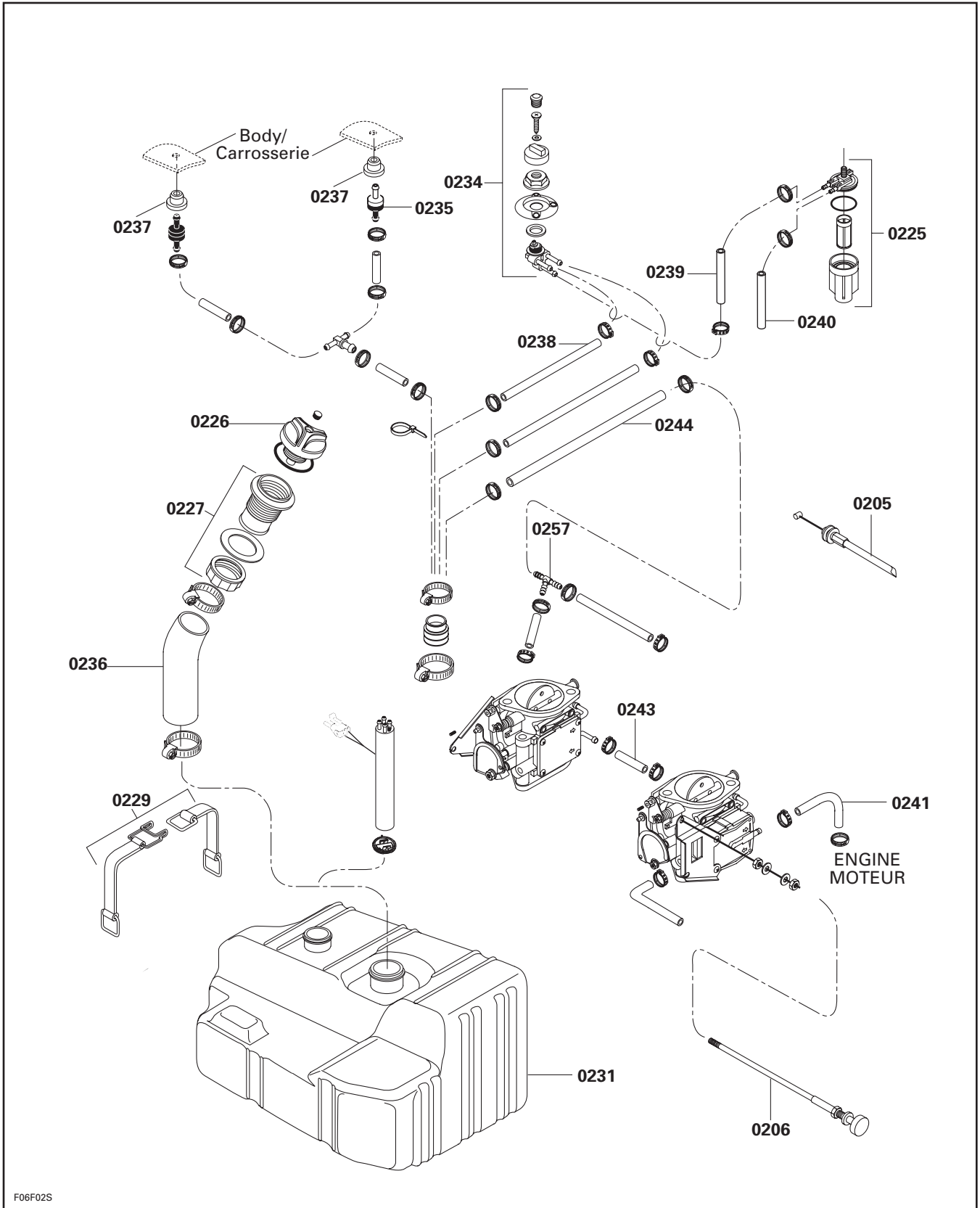
F01F2YS



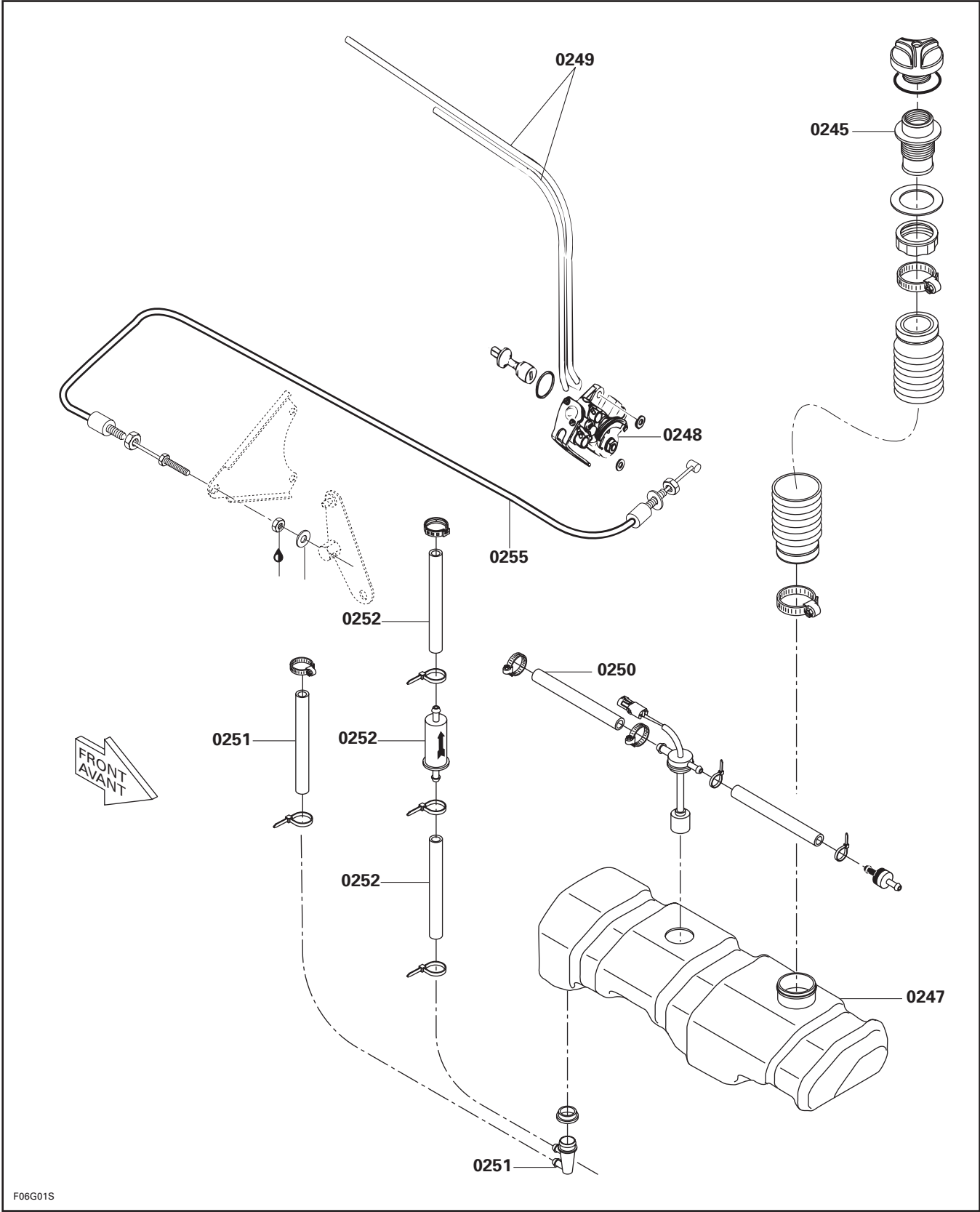
F01F1FS



F07F04S



F06F02S



03 IGNITION

1997 FLAT RATE TIME SCHEDULE

SEA-DOO WATERCRAFT

ALWAYS USE THE *LONGEST* FLAT RATE TIME

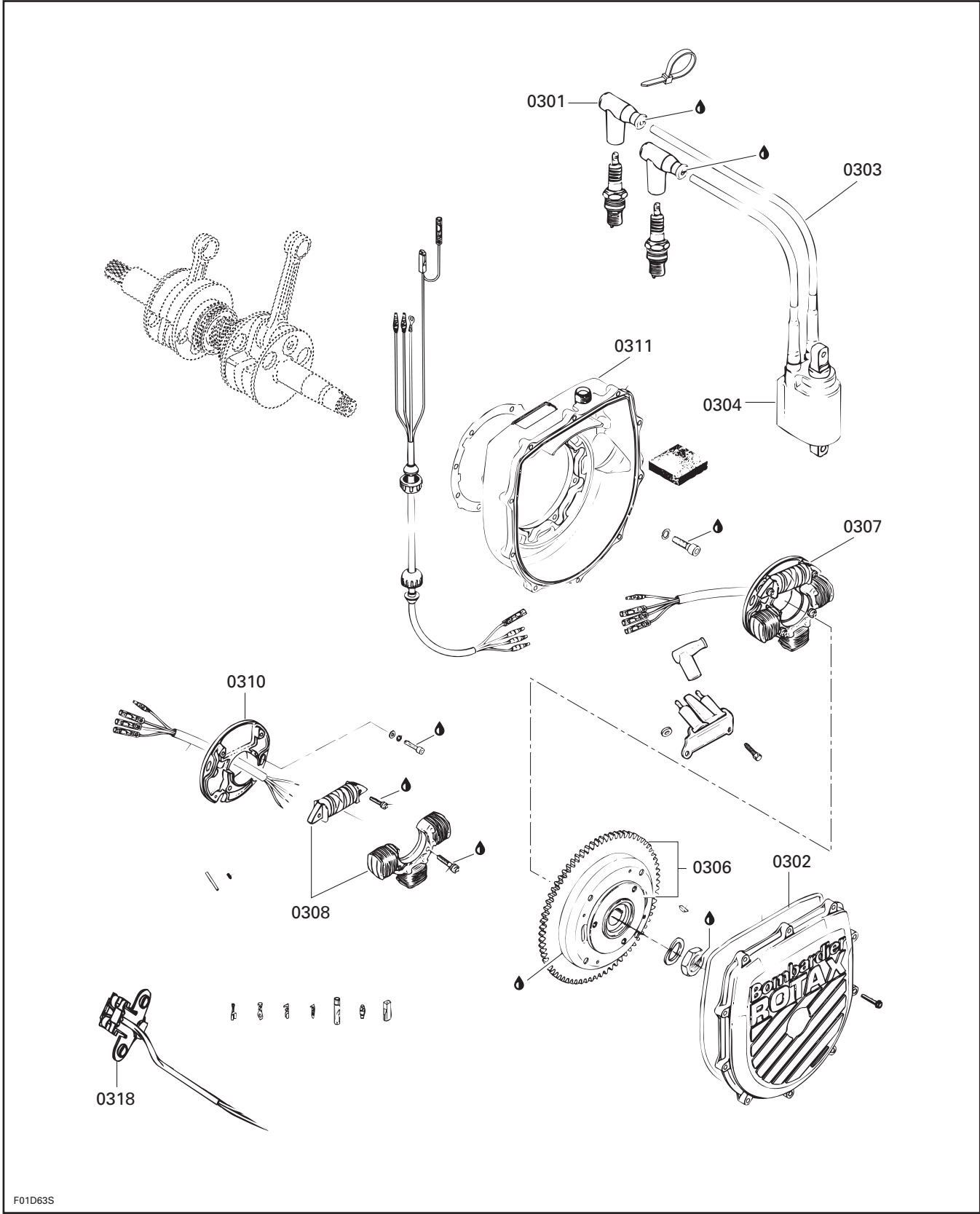
APPLICABLE TO THE REPAIR PERFORMED.

CODE DE TRAVAIL	DESCRIPTION DU TRAVAIL	5879	5834	5621	5622	5624	5818	5641	5642	5882	5662
		5923	5661 5924	5929		5931	5926	5927	5928		
		SP	SPX	GS	GSi	GSX	GTS	GTi	GTX	HX	XP
03 00	NO LABOR INVOLVED	N.A.	N.A.	N.A.	N.A.	N.A.	N.A.	N.A.	N.A.	N.A.	N.A.
03 01	SPARK PLUG PROTECTOR (ALL)	0.3	0.3	0.3	0.3	0.3	0.3	0.3	0.3	0.3	0.3
03 02	IGNITION COVER/O-RING	0.4	1.1	0.4	0.4	1.1	0.4	0.4	1.1	0.4	1.1
03 03	IGNITION CABLE	0.6	0.6	0.6	0.6	0.6	0.6	0.6	0.6	0.6	0.6
03 04	IGNITION COIL/MODULE	0.7	0.7	0.7	0.7	0.7	0.7	0.7	0.7	0.7	0.7
03 06	MAGNETO FLY., WOODRUFF KEY	0.9	1.2	0.9	0.9	1.2	0.9	0.9	1.2	0.9	1.2
03 07	ARMATURE PLATE ASS'Y	1.9	1.9	1.9	1.9	1.9	1.9	1.9	1.9	1.9	1.9
03 08	BATT. CHARGING COIL/GENER. COIL	2.4	3.0	2.4	2.4	3.0	2.4	2.4	3.0	2.4	3.0
03 10	ARMATURE PLATE ALONE	3.2	3.8	3.2	3.2	3.8	3.2	3.2	3.8	3.2	3.8
03 11	IGNITION HOUSING	1.2	3.2	1.2	1.2	3.2	1.2	1.2	3.2	1.2	3.2
	** IGNITION TIMING VERIF.	0.7	0.7	0.7	0.7	0.7	0.7	0.7	0.7	0.7	0.7
	** IGNITION TIMING	1.3	1.3	1.3	1.3	1.3	1.3	1.3	1.3	1.3	1.3
03 15	M. P. E. M.	0.9	0.3	0.3	0.3	0.3	0.3	0.3	0.3	-	0.3
03 18	PICK UP ASS'Y	-	2.0	-	-	2.0	-	-	2.0	-	2.0

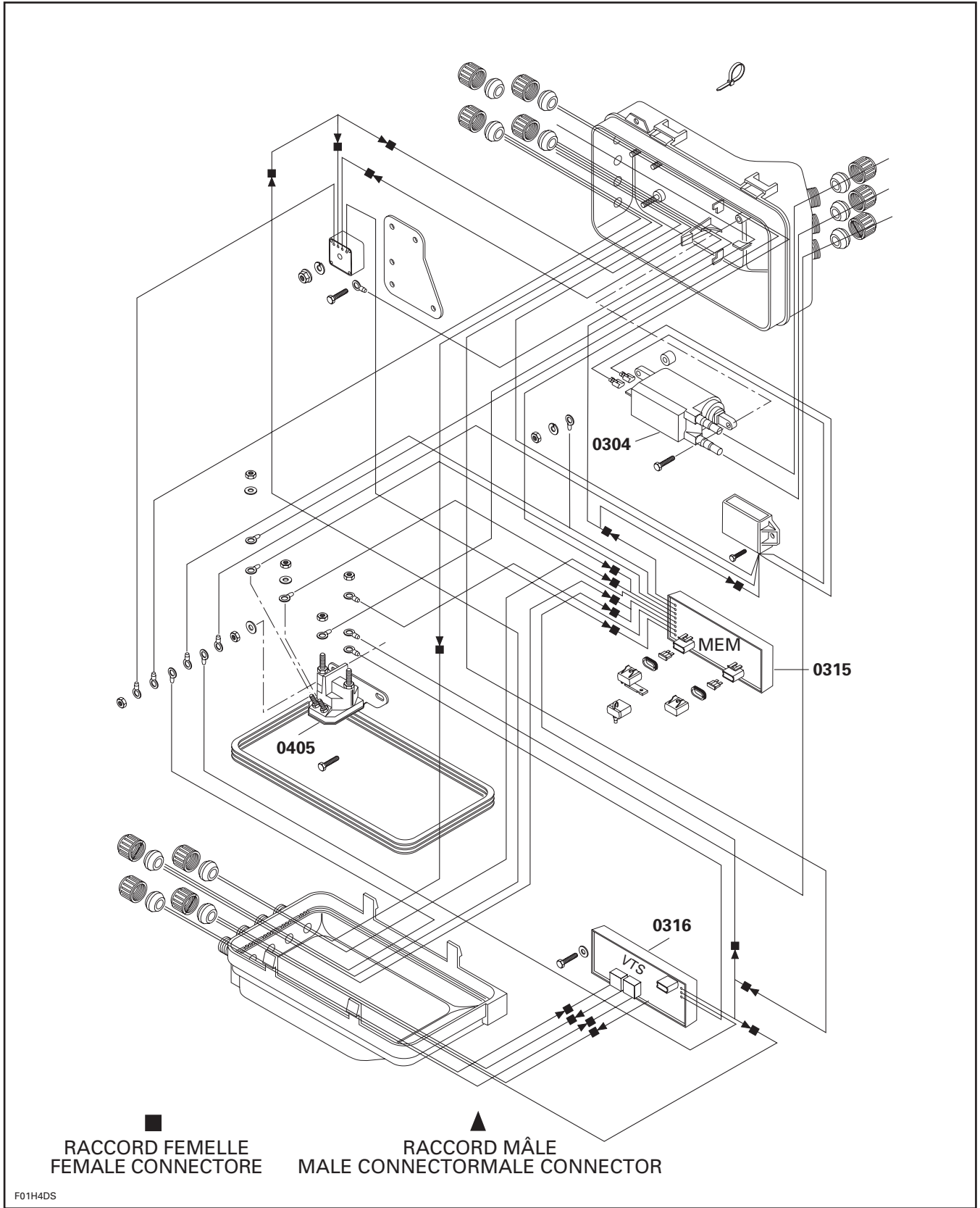
* REQUIRES PRIOR AUTHORIZATION BY DISTRIBUTOR.

** INDICATE LABOUR TIME ON LINE "LABOUR ONLY" OF CLAIM.

*** INDICATE \$\$\$ AMOUNT ON LINE "SUB-CONTRACTED LABOUR" OF CLAIM.



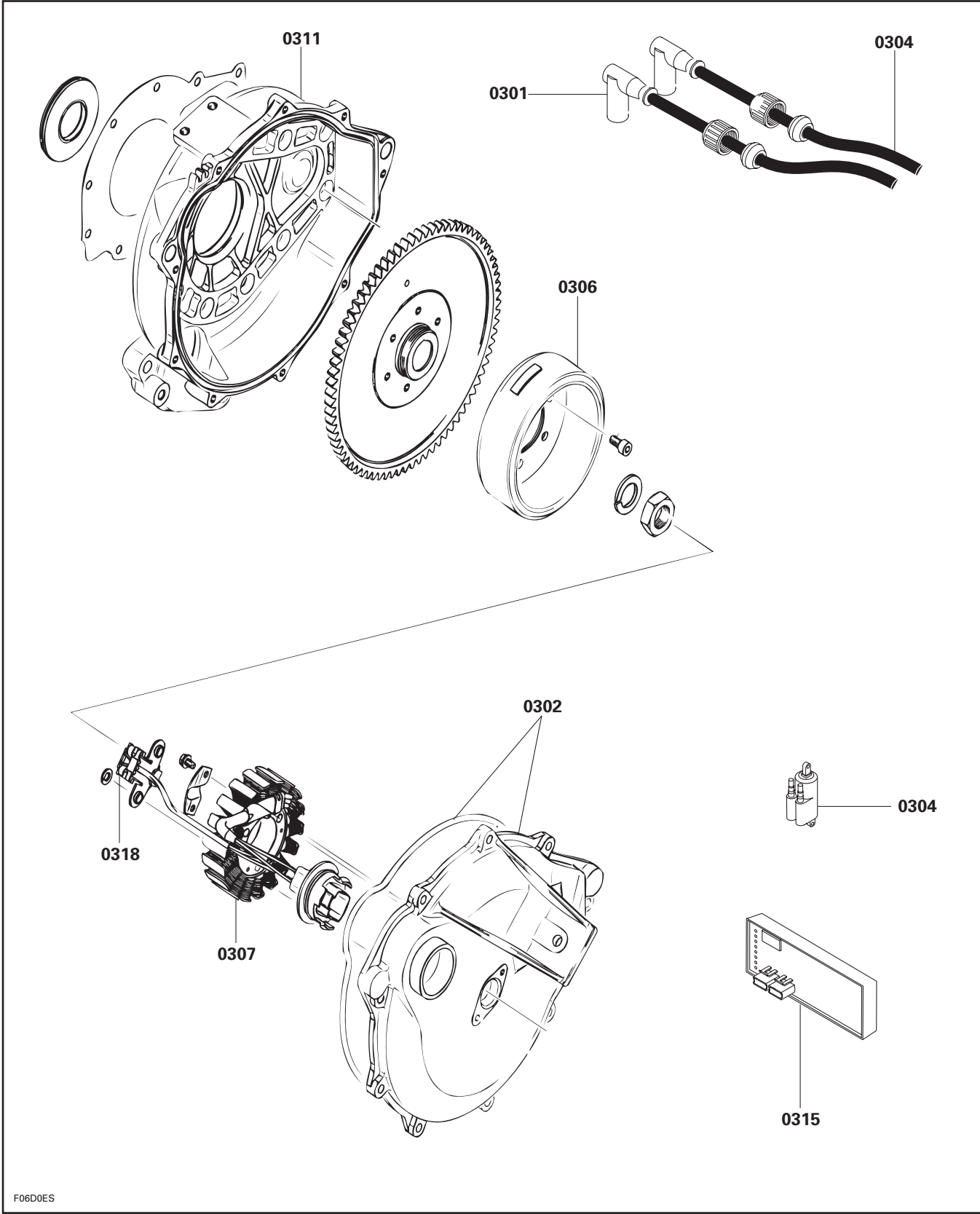
F01D63S



■
RACCORD FEMELLE
FEMALE CONNECTOR

▲
RACCORD MÂLE
MALE CONNECTOR

F01H4DS



F06D0ES

04 ELECTRIC STARTER

1997 FLAT RATE TIME SCHEDULE

SEA-DOO WATERCRAFT

ALWAYS USE THE *LONGEST* FLAT RATE TIME

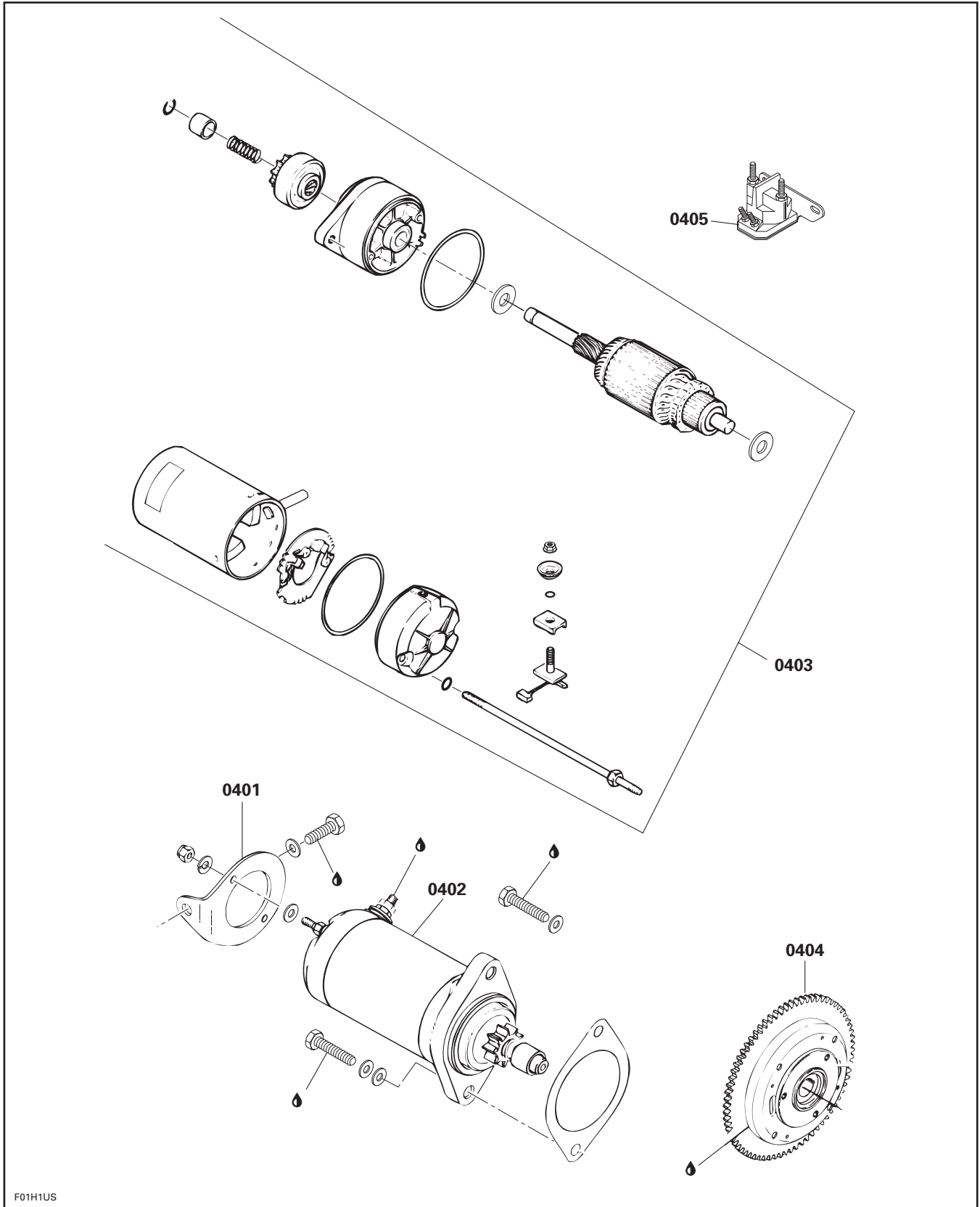
APPLICABLE TO THE REPAIR PERFORMED.

JOB CODE	JOB DESCRIPTION	5879	5834	5621	5622	5624	5818	5641	5642	5882	5662
		SP	SPX	GS	GSi	GSX	GTS	GTi	GTX	HX	XP
04 00	NO LABOR INVOLVED	N.A.	N.A.	N.A.	N.A.	N.A.	N.A.	N.A.	N.A.	N.A.	N.A.
04 01	STARTER SUPPORT	0.3	1.0	0.3	0.3	1.0	0.3	0.3	1.0	0.3	1.0
04 02	ELECTRIC STARTER ASSY	1.2	1.6	1.2	1.2	1.6	1.2	1.2	1.6	1.2	1.6
04 03	ONE OR ALL STARTER COMP.	1.4	1.8	1.4	1.4	1.8	1.4	1.4	1.8	1.4	1.8
04 04	STARTER RING GEAR	1.2	1.4	1.2	1.2	1.4	1.2	1.2	1.4	1.2	1.4
04 05	SOLENOID (1)	0.6	0.4	0.6	0.6	0.4	0.6	0.6	0.4	0.6	0.4

* REQUIRES PRIOR AUTHORIZATION BY DISTRIBUTOR.

** INDICATE LABOUR TIME ON LINE "LABOUR ONLY" OF CLAIM.

*** INDICATE \$\$\$ AMOUNT ON LINE "SUB-CONTRACTED LABOUR" OF CLAIM.



F01H1US

05 PROPULSION

1997 FLAT RATE TIME SCHEDULE

SEA-DOO WATERCRAFT

ALWAYS USE THE *LONGEST* FLAT RATE TIME

APPLICABLE TO THE REPAIR PERFORMED.

JOB CODE	JOB DESCRIPTION	5879	5834	5621	5622	5624	5818	5641	5642	5882	5662
		5923	5661 5924	5929		5931	5926	5927	5928		
		SP	SPX	GS	GSi	GSX	GTS	GTi	GTX	HX	XP
05 00	NO LABOR INVOLVED	N.A.	N.A.	N.A.	N.A.	N.A.	N.A.	N.A.	N.A.	N.A.	N.A.
05 01	FLYWHEEL PROTECTOR	0.3	0.3	0.3	0.3	0.3	0.3	0.3	0.3	0.3	0.3
05 02	HOSE (FRM BAILERS PICK-UP TO IMP. HOUS.)	0.3	0.3	0.3	0.3	0.3	0.3	0.3	0.3	0.4	0.4
05 03	BAILER PICK-UP SCREEN LEFT/RIGHT	0.3	0.3	0.3	0.3	0.3	0.3	0.3	0.3	0.3	0.3
05 04	STEERING NOZZLE, BUSH. SLEEVE	0.3	0.3	0.3	0.3	0.3	0.3	0.3	0.3	0.3	0.3
05 05	VENTURI, O-RING	0.4	0.4	0.4	0.4	0.4	0.4	0.4	0.4	0.4	0.4
05 06	IMPL. SHAFT HOUS. COVER, O-RINGS, OIL	0.5	0.5	0.5	0.5	0.5	0.6	0.5	0.5	0.5	0.5
05 07	PTO FLYWHEEL RUBBER BOOT CLAMP (EACH)	0.3	0.3	0.3	0.3	0.3	0.3	0.3	0.3	-	-
05 08	PTO FLYWHEEL RUBBER BOOT	1.0	1.2	1.2	1.2	1.2	1.2	1.2	1.2	-	-
05 10	IMPL. HOUS. FITTINGS 3	1.7	-	-	-	-	1.2	-	-	-	-
05 11	DRIVE SHAFT, BUMPER CAP	1.2	1.2	1.2	1.2	1.2	1.2	1.2	1.2	-	-
05 12	IMPL. SHAFT, IMPL. WASHER, THRUST BEARING	1.6	1.6	1.6	1.6	1.6	1.6	1.6	1.6	1.6	1.6
05 13	IMPELLER HOUSING	1.6	1.6	1.6	1.6	1.6	1.6	1.6	1.6	1.6	1.6
05 14	BEARINGS, IMPL. SHAFT SEAL	1.7	1.7	1.7	1.7	1.7	1.7	1.7	1.7	1.7	1.7
05 15	WEAR RING	1.8	1.8	1.8	1.8	1.8	1.8	1.8	1.8	1.8	1.8
05 16	HULL STUDS 1 OR 2 OR BOLTS	0.9	0.3	0.3	0.3	0.3	1.1	0.3	0.3	0.3	0.3
05 17	HULL STUDS 3 OR 4 OR BOLTS	1.0	0.6	0.6	0.6	0.6	1.2	0.6	0.6	0.4	0.4

* REQUIRES PRIOR AUTHORIZATION BY DISTRIBUTOR.

** INDICATE LABOUR TIME ON LINE "LABOUR ONLY" OF CLAIM.

*** INDICATE \$\$\$ AMOUNT ON LINE "SUB-CONTRACTED LABOUR" OF CLAIM.

05 PROPULSION

1997 FLAT RATE TIME SCHEDULE

SEA-DOO WATERCRAFT

ALWAYS USE THE *LONGEST* FLAT RATE TIME

APPLICABLE TO THE REPAIR PERFORMED.

JOB CODE	JOB DESCRIPTION	5879	5834	5621	5622	5624	5818	5641	5642	5882	5662
		5923	5661 5924	5929		5931	5926	5927	5928		
		SP	SPX	GS	GSi	GSX	GTS	GTi	GTX	HX	XP
05 18	WATER INLET GRILL	0.3	0.3	0.3	-	0.3	0.3	0.3	0.3	0.3	0.3
05 19	RIDE SHOE	1.6	1.6	1.6	1.6	1.6	1.8	1.6	1.6	1.7	1.7
05 20	PTO SIDE FLYWHEEL	1.8	1.8	1.8	1.8	1.8	2.0	1.8	1.8	3.6	3.6
05 21	IMPL. HOUSING REMOVE/REPLACE	1.0	1.0	1.0	1.0	1.0	1.0	1.0	1.0	1.0	1.0
05 22	PROP. SYST. (HSG IMPL., RIDE SHOE, SEAL CAR.)	2.3	3.0	3.0	3.0	3.0	2.5	3.0	3.0	3.0	3.0
05 23	LOCK. SPRING, LEVER, HANDLE	-	-	-	-	-	0.3	-	-	-	-
05 24	SLIDING BLOCK	-	-	-	-	-	0.4	-	-	-	-
05 25	TRIANGULAR LEVER	-	-	-	-	-	0.6	-	-	-	-
05 26	GUIDE PLATE	-	-	-	-	-	0.5	-	-	-	-
05 27	REVERSE SUPPORT PLATE	-	-	-	-	-	0.8	-	-	-	-
05 28	SPRING, BUSHING (REVERSE GATE) 1 OR 2	-	-	-	-	-	0.3	-	-	-	-
05 30	REVERSE GATE ASS'Y	-	-	-	-	-	0.3	0.3	0.3	-	-
05 31	REVERSE CABLE (1)	-	-	-	-	-	1.2	1.2	1.2	-	-
05 34	REVERSE GATE SUPPORT (1)	-	-	-	-	-	-	0.3	0.3	-	-
05 35	SAFETY REVERSE DEVICE	-	-	-	-	-	-	0.5	0.5	-	-
05 36	RIDING PLATE	-	0.8	0.8	0.8	0.8	-	0.8	0.8	-	-
05 38	PUMP SUPPORT	-	2.4	2.4	2.4	2.4	-	2.4	2.4	2.1	2.3
05 39	FRONT DRIVE SHAFT	-	-	-	-	-	-	-	-	1.2	

* REQUIRES PRIOR AUTHORIZATION BY DISTRIBUTOR.

** INDICATE LABOUR TIME ON LINE "LABOUR ONLY" OF CLAIM.

*** INDICATE \$\$\$ AMOUNT ON LINE "SUB-CONTRACTED LABOUR" OF CLAIM.

05 PROPULSION

1997 FLAT RATE TIME SCHEDULE

SEA-DOO WATERCRAFT

ALWAYS USE THE *LONGEST* FLAT RATE TIME

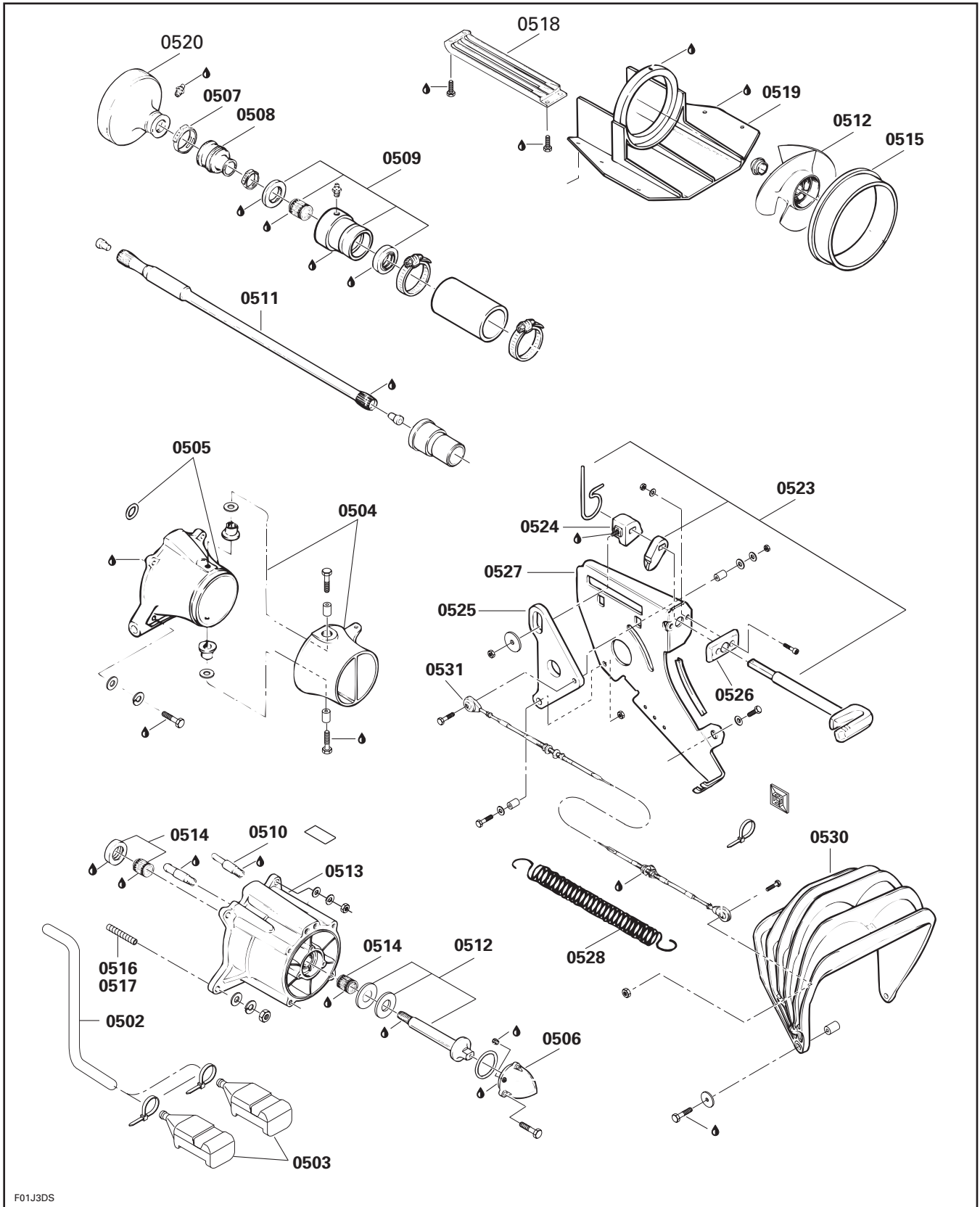
APPLICABLE TO THE REPAIR PERFORMED.

JOB CODE	JOB DESCRIPTION	5879	5834	5621	5622	5624	5818	5641	5642	5882	5662
		SP	SPX	GS	GSi	GSX	GTS	GTi	GTX	HX	XP
05 40	REAR DRIVE SHAFT	-	-	-	-	-	-	-	-	1.2	
05 41	SUPPORT DAMPING	-	-	-	-	-	-	-	-	1.6	
05 42	SEAL CARRIER	-	-	-	-	-	-	-	-	-	
05 43	SUPPORT SHAFT SUSPENSION	-	-	-	-	-	-	-	-	1.9	
05 44	COUPLER ASSEMBLY	-	-	-	-	-	-	-	-	1.1	
05 45	FLOATING / CARBON RING	1.3	1.3	1.3	1.3	1.3	1.3	1.3	1.3	1.5	1.5

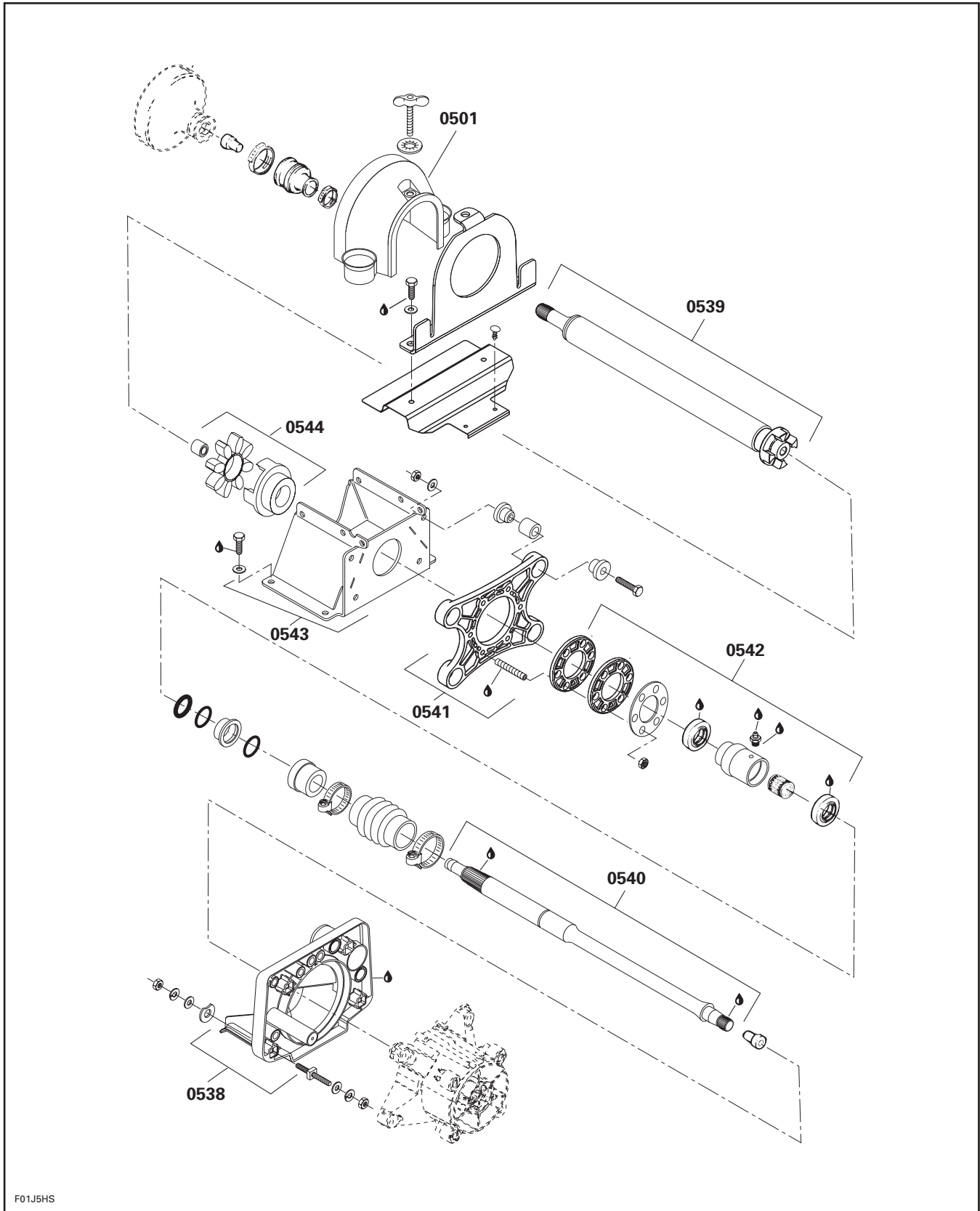
* REQUIRES PRIOR AUTHORIZATION BY DISTRIBUTOR.

** INDICATE LABOUR TIME ON LINE "LABOUR ONLY" OF CLAIM.

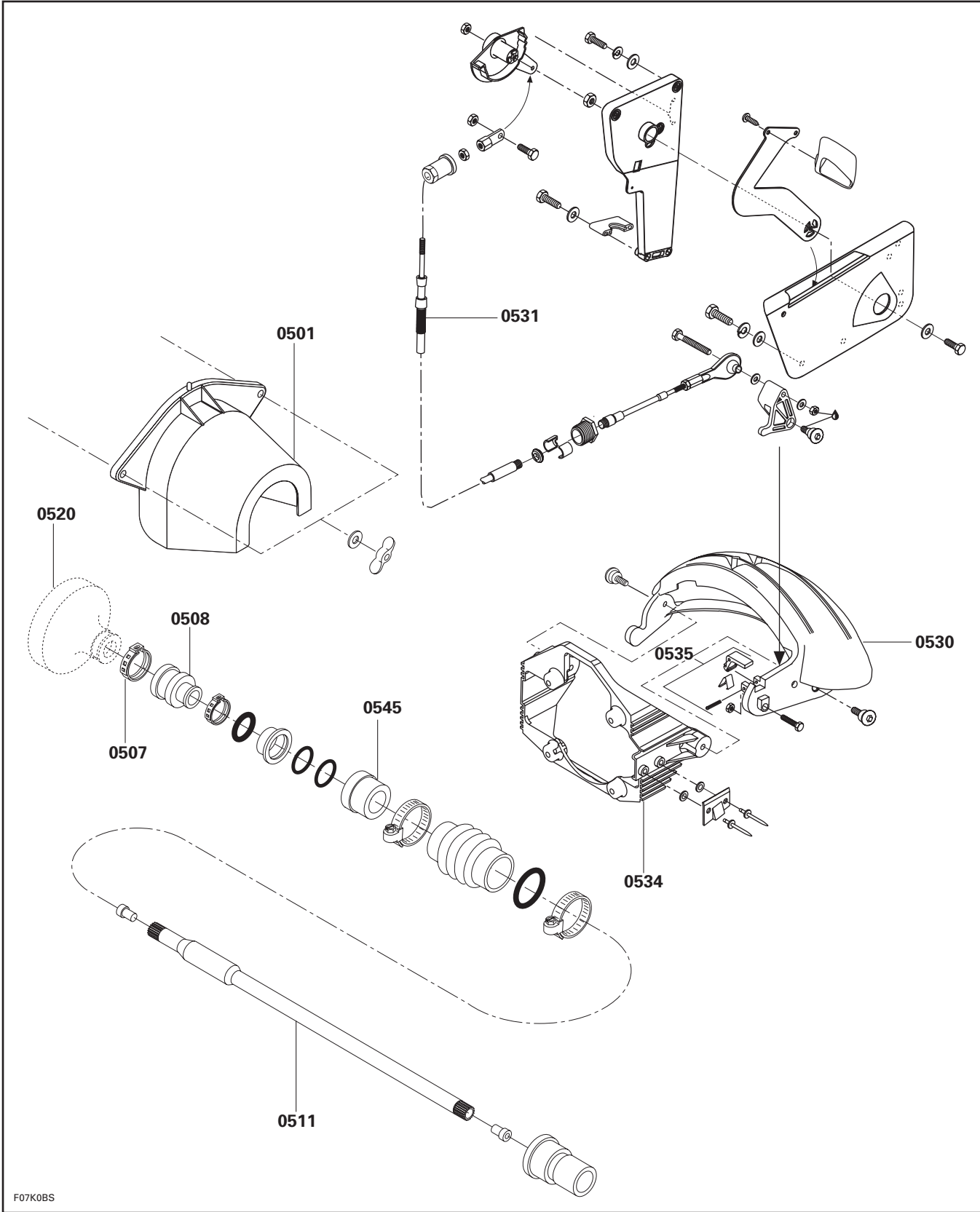
*** INDICATE \$\$\$ AMOUNT ON LINE "SUB-CONTRACTED LABOUR" OF CLAIM.



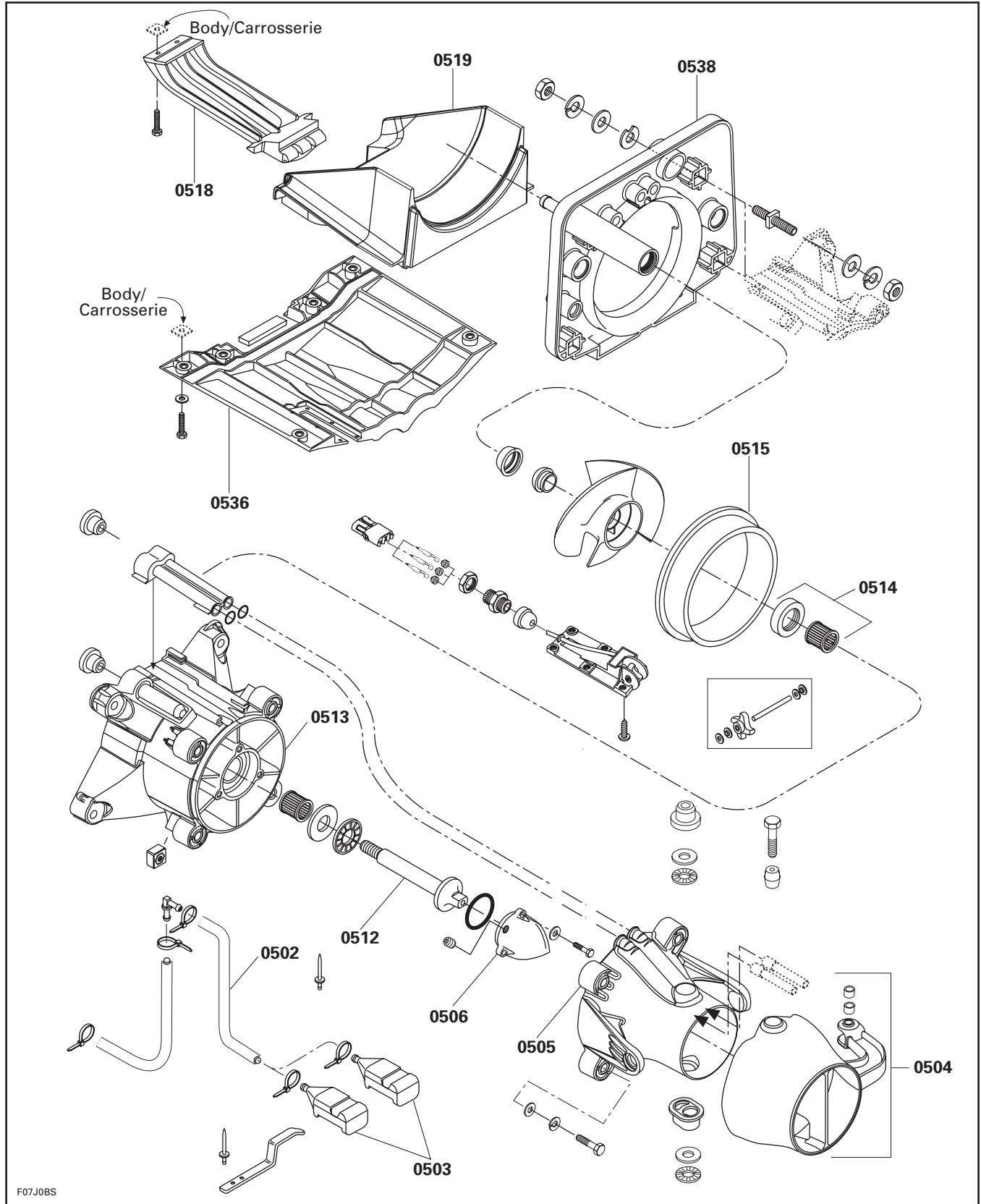
F01J3DS



F01J5HS



F07K0BS



07 STEERING and CONTROLS

1997 FLAT RATE TIME SCHEDULE

SEA-DOO WATERCRAFT

ALWAYS USE THE *LONGEST* FLAT RATE TIME

APPLICABLE TO THE REPAIR PERFORMED.

JOB CODE	JOB DESCRIPTION	5879	5834	5621	5622	5624	5818	5641	5642	5882	5662
		5923	5661 5924	5929		5931	5926	5927	5928		
		SP	SPX	GS	GSi	GSX	GTS	GTi	GTX	HX	XP
07 00	NO LABOR INVOLVED	N.A.	N.A.	N.A.	N.A.	N.A.	N.A.	N.A.	N.A.	N.A.	N.A.
07 01	GRIP 1 OR 2	0.3	0.3	0.3	0.3	0.3	0.3	0.3	0.3	0.3	0.3
07 02	GRIP 2	0.3	0.3	0.3	0.3	0.3	0.3	0.3	0.3	0.3	0.3
07 03	HANDLE HOUSING LEFT	0.4	0.3	0.3	0.3	0.3	0.4	0.3	0.3	0.4	0.4
07 04	HANDLE HOUSING RIGHT	0.4	0.3	0.3	0.3	0.3	0.4	0.3	0.3	0.4	0.4
07 05	HANDLEBAR COVER	0.4	0.7	0.7	0.7	0.7	0.4	0.7	0.7	0.2	0.7
07 06	HANDLEBAR	0.8	1.0	1.0	1.0	1.0	0.8	1.0	1.0	0.8	1.0
07 07	STEERING STEM ARM (THRUST ARM)	0.4	1.0	1.0	1.0	1.0	-	1.0	1.0	1.0	1.0
07 08	STEERING STEM	1.3	1.7	1.7	1.7	1.7	-	1.7	1.7	0.5	1.7
07 09	STEERING COLLAR	-	-	-	-	-	0.8	-	-	-	
07 10	STEERING CABLE SUPPORT	1.0	0.3	0.3	0.3	0.3	0.8	0.3	0.3	0.6	0.8
07 11	STEERING COLUMN SUPPORT	-	-	-	-	-	0.8	-	-	-	-
07 12	STEERING SUPPORT BUSHING 2	0.9	-	-	-	-	0.9	-	-	-	-
07 13	STEERING CABLE (FROM NOZZLE TO STEM ARM)	0.7	0.7	0.7	0.7	0.7	0.7	0.7	0.7	0.9	1.1
07 14	STEERING CABLE FRONT BALL JOINT	0.3	0.3	0.3	0.3	0.3	0.3	0.3	0.3	0.3	0.4
07 15	STEERING CABLE REAR BALL JOINT	0.3	0.3	0.3	0.3	0.3	0.3	0.3	0.3	0.3	0.3
07 17	SCREW	-	0.9	-	0.9	0.9	-	-	-	-	0.9

* REQUIRES PRIOR AUTHORIZATION BY DISTRIBUTOR.

** INDICATE LABOUR TIME ON LINE "LABOUR ONLY" OF CLAIM.

*** INDICATE \$\$\$ AMOUNT ON LINE "SUB-CONTRACTED LABOUR" OF CLAIM.

07 STEERING and CONTROLS

1997 FLAT RATE TIME SCHEDULE

SEA-DOO WATERCRAFT

ALWAYS USE THE *LONGEST* FLAT RATE TIME

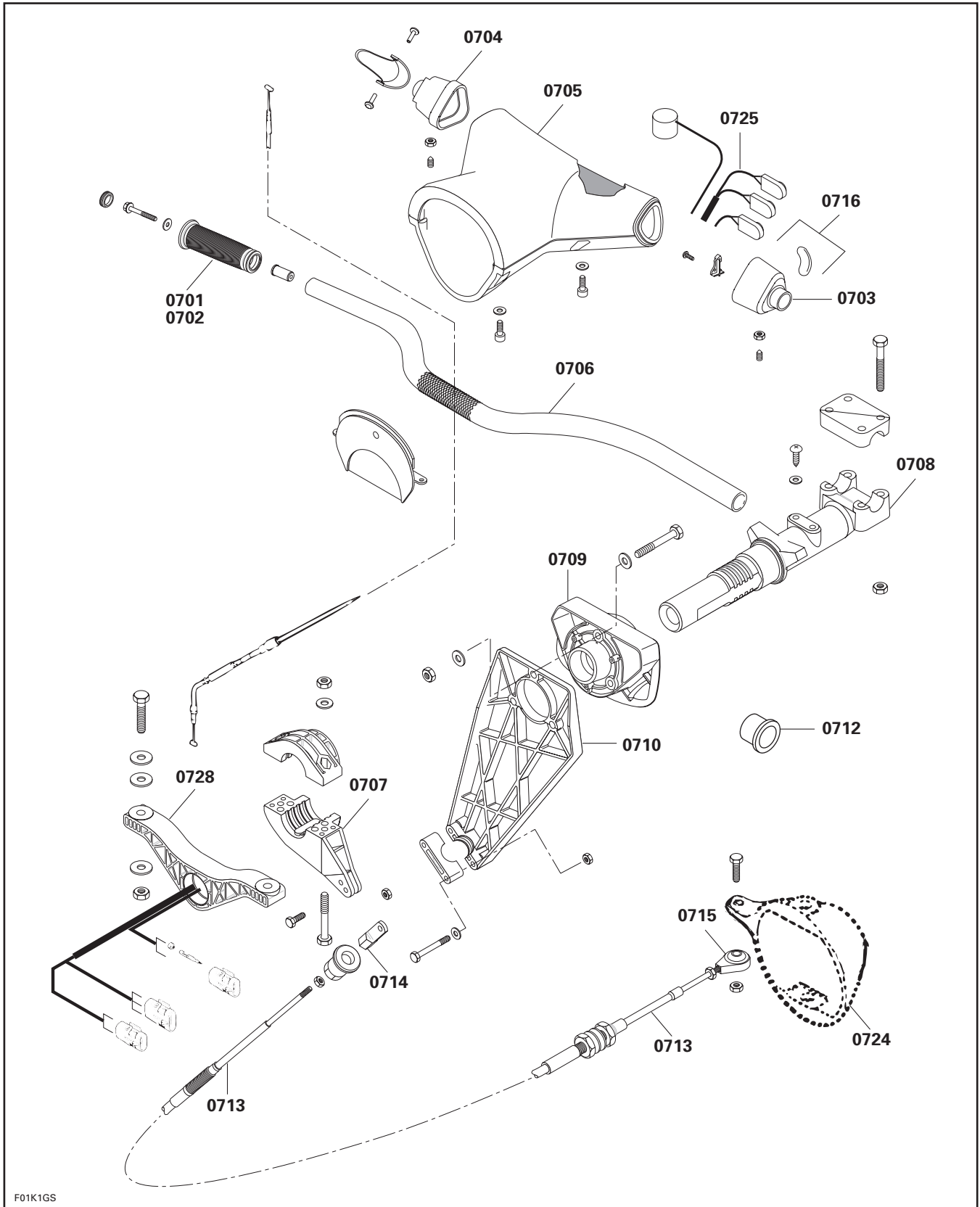
APPLICABLE TO THE REPAIR PERFORMED.

JOB CODE	JOB DESCRIPTION	5879	5834	5621	5622	5624	5818	5641	5642	5882	5662
		5923	5661 5924	5929		5931	5926	5927	5928		
		SP	SPX	GS	GSi	GSX	GTS	GTi	GTX	HX	XP
07 18	VTS BOX (HOUSING)	-	1.4	-	1.4	1.4	-	-	-	-	1.4
07 21	VENTURI	0.4	0.4	0.4	0.4	0.4	0.5	0.4	0.4	0.4	0.4
07 23	RING	-	0.3	-	0.3	0.3	-	-	-	0.3	0.3
07 24	NOZZLE (1)	0.3	0.3	0.3	0.3	0.3	0.3	0.3	0.3	0.3	0.3
07 25	VTS SWITCH	-	0.4	-	0.4	0.4	-	-	-	-	0.5
07 26	VTS MOTOR	-	0.4	-	0.4	0.4	-	-	-	-	0.4
07 28	FRONT SUPPORT	0.4	-	-	-	-	-	-	-	-	
07 37	STEERING COVER	0.4	0.9	0.9	0.9	0.9	0.4	0.9	0.9	0.4	0.9
07 38	VTS COVER	-	0.3	-	0.3	0.3	-	-	-	-	0.3
07 39	GASKET (VTS)	-	0.3	-	0.3	0.3	-	-	-	-	0.3
07 40	SLIDING BLOCK	-	1.1	-	1.1	1.1	-	-	-	-	1.1
07 41	BALL JOINT ON MOULDING ROD	-	0.3	-	0.3	0.3	-	-	-	-	0.3
07 42	TRIM KNOB	-	-	-	-	-	-	-	-	0.3	-
07 45	HANDLE BAR - UPPER PART	-	-	0.3	0.3	0.3	-	0.3	0.3	-	-
07 46	HOSE PROTECTOR VTS	-	0.3		0.3	0.3	-	-	-	-	0.3

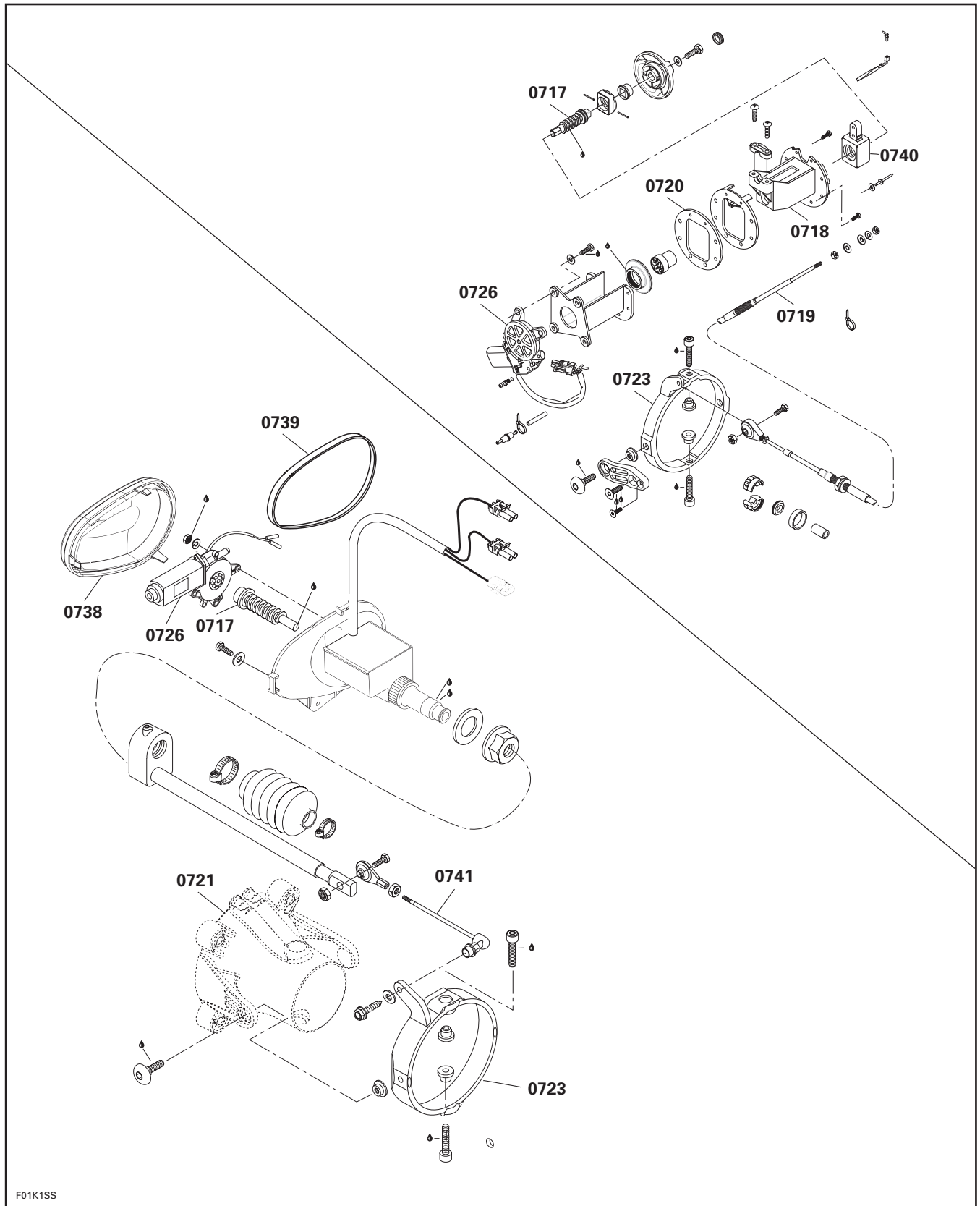
* REQUIRES PRIOR AUTHORIZATION BY DISTRIBUTOR.

** INDICATE LABOUR TIME ON LINE "LABOUR ONLY" OF CLAIM.

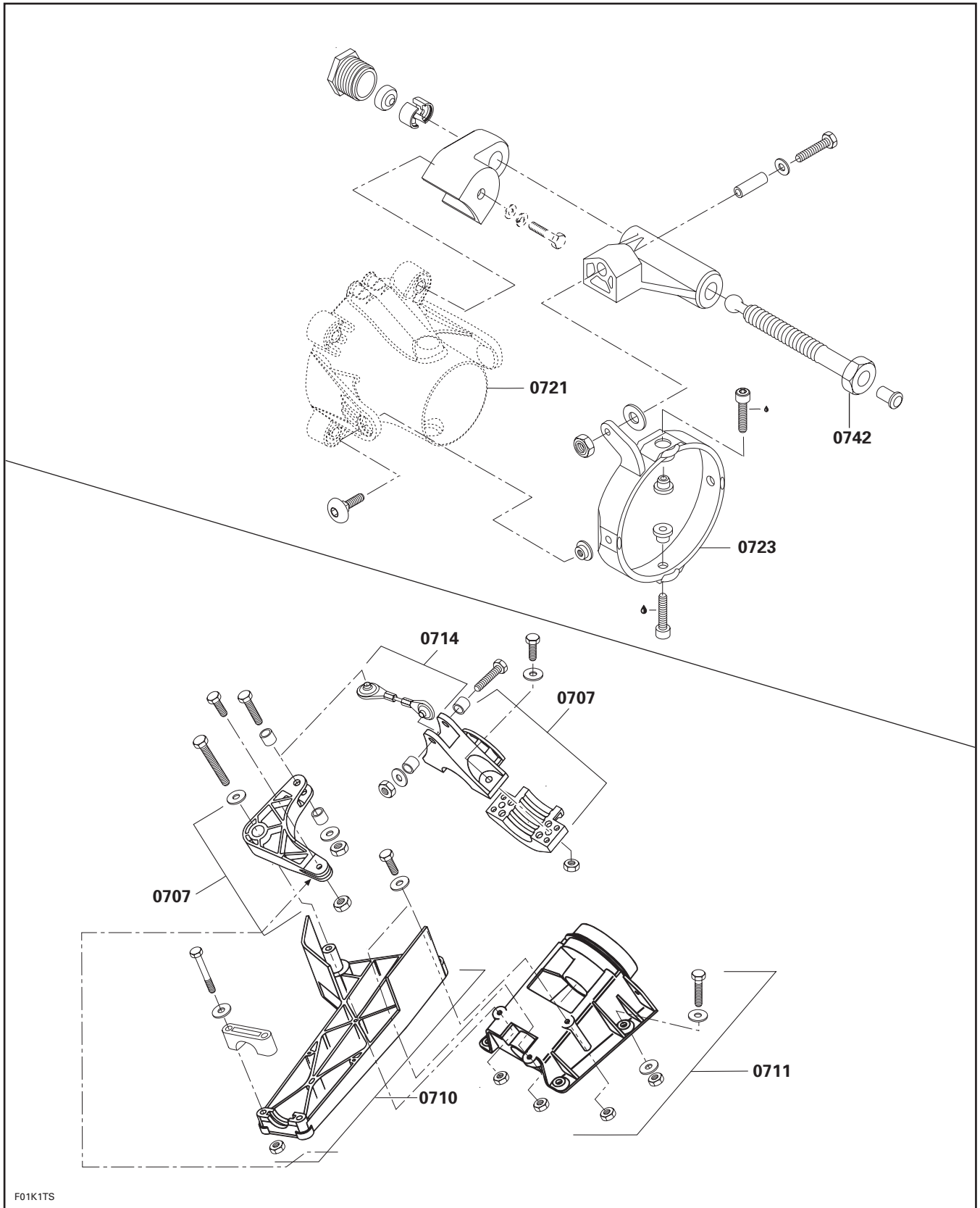
*** INDICATE \$\$\$ AMOUNT ON LINE "SUB-CONTRACTED LABOUR" OF CLAIM.



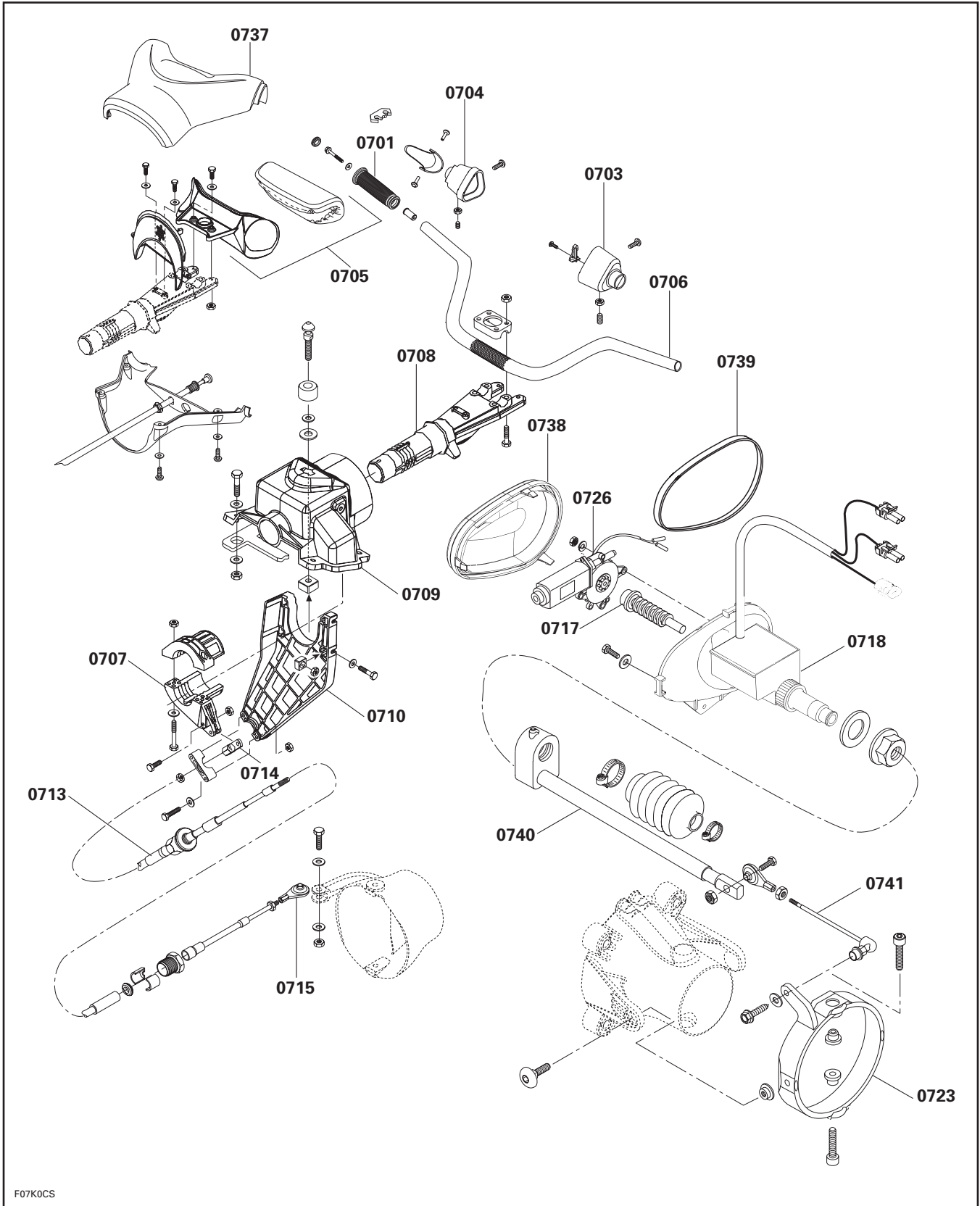
F01K1GS



F01K1SS



F01K1TS



F07K0CS

09 BODY

1997 FLAT RATE TIME SCHEDULE

SEA-DOO WATERCRAFT

ALWAYS USE THE *LONGEST* FLAT RATE TIME

APPLICABLE TO THE REPAIR PERFORMED.

JOB CODE	JOB DESCRIPTION	5879	5834	5621	5622	5624	5818	5641	5642	5882	5662
		5923	5661 5924	5929		5931	5926	5927	5928		
		SP	SPX	GS	GSi	GSX	GTS	GTi	GTX	HX	XP
09 00	NO LABOR INVOLVED	N.A.	N.A.	N.A.	N.A.	N.A.	N.A.	N.A.	N.A.	N.A.	N.A.
09 01	FRONT BUMPER	0.5	0.5	0.5	0.5	0.5	0.5	0.5	0.5	0.5	
09 02	SIDE BUMPER LEFT OR RIGHT	0.9	0.9	0.9	0.9	0.9	0.9	0.9	0.9	0.9	
09 03	SIDE BUMPER TRIM LEFT OR RIGHT	0.3	0.3	0.3	0.3	0.3	0.3	0.3	0.3	0.3	
09 04	SIDE BUMPER(S)	1.4	1.4	1.4	1.4	1.4	1.4	1.4	1.4	1.4	
09 05	SIDE BUMPER TRIM(S)	0.3	0.5	0.5	0.5	0.5	0.3	0.5	0.5	0.3	
09 06	REAR BUMPER	0.4	0.4	0.4	0.4	0.4	0.4	0.4	0.4	0.4	
09 07	REAR BUMPER TRIM	0.3	0.3	0.3	0.3	0.3	0.3	0.3	0.3	0.3	
09 08	CORNER BUMPER LEFT OR RIGHT	0.3	0.5	0.3	0.3	0.3	0.3	0.3	0.3	0.5	
09 09	STERN (REAR) TIE RING	0.5	0.5	0.5	0.5	0.5	0.5	0.5	0.5	0.9	
09 10	UPPER STORAGE COVER ANY OR ALL PART	0.8	1.4	1.4	1.4	1.4	1.1	1.4	1.4	1.8	1.2
09 11	STORAGE COVER HINGE	0.3	0.3	0.3	0.3	0.3	0.4	0.3	0.3	-	-
09 12	STORAGE COVER LATCH	0.3	0.3	0.3	0.3	0.3	0.3	0.3	0.3	0.3	-
09 13	STORAGE COVER GASKET	0.3	0.6	0.6	0.6	0.6	0.6	0.6	0.6	0.9	-
09 14	STORAGE COVER DECAL	0.3	0.3	0.3	0.3	0.3	0.3	0.3	0.3	0.8	-
09 15	BODY DECAL RIGHT (1 OR 2)	0.6	0.6	0.6	0.6	0.6	0.6	0.6	0.6	0.6	
09 16	BODY DECAL LEFT	0.6	0.6	0.6	0.6	0.6	0.6	0.6	0.6	0.6	

* REQUIRES PRIOR AUTHORIZATION BY DISTRIBUTOR.

** INDICATE LABOUR TIME ON LINE "LABOUR ONLY" OF CLAIM.

*** INDICATE \$\$\$ AMOUNT ON LINE "SUB-CONTRACTED LABOUR" OF CLAIM.

09 BODY

1997 FLAT RATE TIME SCHEDULE

SEA-DOO WATERCRAFT

ALWAYS USE THE LONGEST FLAT RATE TIME

APPLICABLE TO THE REPAIR PERFORMED.

JOB CODE	JOB DESCRIPTION	5879	5834	5621	5622	5624	5818	5641	5642	5882	5662
		5923	5661 5924	5929		5931	5926	5927	5928		
		SP	SPX	GS	GSi	GSX	GTS	GTi	GTX	HX	XP
09 17	ALL BODY DECAL	1.2	1.2	1.2	1.2	1.2	1.2	1.2	1.2	1.2	
09 18	AIR INTAKE GRILL (REAR OR FRONT)	-	-	-	-	-	0.3	-	-	-	-
09 19	SIDE CARPET 1	0.5	0.3	0.3	0.3	0.3	0.3	0.3	0.3	1.0	-
09 20	SIDE CARPET 2	0.5	0.3	0.3	0.3	0.3	0.3	0.3	0.3	1.1	-
09 21	REAR CARPET	0.3	0.3	0.3	0.3	0.3	0.3	0.3	0.3	0.4	-
09 22	FRT SEAT AND/OR RETAINING CLIP	-	-	-	-	-	-	0.3	0.3	-	-
09 23	SEAT ASS'Y (BOTTOM)	0.3	0.3	0.3	0.3	0.3	0.3	0.3	0.3	0.8	0.8
09 24	SEAT BASE, SEAT COVER	1.0	1.2	1.2	1.2	1.2	1.0	1.2	1.2	0.9	0.9
09 25	SEAT HINGE	0.3	0.3	0.3	0.3	0.3	0.3	0.3	0.3	-	-
09 26	SEAT BASE SEAL	0.3	0.3	0.3	0.3	0.3	0.3	0.3	0.3	-	-
09 28	SEAT LATCH ANY OR ALL PART	0.3	0.3	0.3	0.3	0.3	0.3	0.3	0.3	-	-
09 29	SEAT LATCH HOOK	0.3	0.3	0.3	0.3	0.3	0.3	0.3	0.3	-	-
09 30	LOCK PIN (SEAT OR STORAGE COVER)	0.3	0.3	0.3	0.3	0.3	0.3	0.3	0.3	1.3	
09 31	BILGE VENT HOSE (FRONT)	0.3	0.3	0.3	0.3	0.3	-	0.3	0.3	0.3	0.3
09 32	BILGE VENT HOSE (REAR)	0.3	0.3	0.3	0.3	0.3	-	0.3	0.3	0.3	0.3
09 36	REAR BAFFLE	-	-	-	-	-	1.3	-	-	-	
09 37	GRAB HANDLE	0.3	0.4	0.4	0.4	0.4	0.3	0.4	0.4	-	0.4

* REQUIRES PRIOR AUTHORIZATION BY DISTRIBUTOR.

** INDICATE LABOUR TIME ON LINE "LABOUR ONLY" OF CLAIM.

*** INDICATE \$\$\$ AMOUNT ON LINE "SUB-CONTRACTED LABOUR" OF CLAIM.

09 BODY

1997 FLAT RATE TIME SCHEDULE

SEA-DOO WATERCRAFT

ALWAYS USE THE LONGEST FLAT RATE TIME

APPLICABLE TO THE REPAIR PERFORMED.

JOB CODE	JOB DESCRIPTION	5879	5834	5621	5622	5624	5818	5641	5642	5882	5662
		5923	5661 5924	5929		5931	5926	5927	5928		
		SP	SPX	GS	GSi	GSX	GTS	GTi	GTX	HX	XP
09 38	STRAKES LEFT OR RIGHT (EACH)	0.9	0.9	0.9	0.9	0.9	0.9	0.9	0.9	0.9	0.9
09 39	MIRROR	0.3	0.4	0.4	0.4	0.4	0.3	0.4	0.4	-	-
09 40	MIRRORS (TWO)	0.4	0.6	0.6	0.6	0.6	0.4	0.6	0.6	-	0.5
09 41	ELECTRICS FUEL GAUGE/LOW OIL INDICATOR	0.5	0.5	0.5	-	-	0.5	1.2	-	-	-
09 43	DASH BOARD DECAL	0.4	0.4	0.4	0.4	0.4	0.4	0.4	0.4	0.3	0.3
09 44	SIDE HULL DECAL LEFT	0.4	0.6	0.6	0.6	0.6	0.4	0.6	0.6	0.6	0.6
09 45	SIDE HULL DECAL RIGHT	0.4	0.6	0.6	0.6	0.6	0.4	0.6	0.6	0.6	0.6
09 46	SIDE MOLDING (LEFT OR RIGHT)	-	-	-	-	-	-	-	-	0.3	
09 47	FRONT NEOPRENE CARPET (RIGHT OR LEFT)	0.3	-	-	-	-	-	-	-	-	0.3
09 48	FLOORBOARD NEOPRENE CARPET (RIGHT OR LEFT)	0.3	-	-	-	-	0.3	-	-	-	0.5
09 49	BOARDING NEOPRENE CARPET (RIGHT OR LEFT)	0.3	-	-	-	-	0.3	-	-	-	0.6
09 50	REAR SIDE BODY DECALS	0.3	0.4	0.4	0.4	0.4	0.3	0.4	0.4	-	-
09 51	BOMBARDIER DECAL(S)	0.3	0.3	0.3	0.3	0.3	0.3	0.3	0.3	0.3	0.3
09 57	REAR SEAT ASSEMBLY	-	-	-	-	-	-	0.3	0.3	-	
09 65	STORAGE COVER HINGE UPPER	-	-	-	-	-	-	-	-	0.8	-
09 66	STORAGE HINGE LH OR RH	-	-	-	-	-	-	-	-	0.8	-
09 67	ROD AND ALL PARTS	-	-	-	-	-	-	-	-	0.3	-

* REQUIRES PRIOR AUTHORIZATION BY DISTRIBUTOR.

** INDICATE LABOUR TIME ON LINE "LABOUR ONLY" OF CLAIM.

*** INDICATE \$\$\$ AMOUNT ON LINE "SUB-CONTRACTED LABOUR" OF CLAIM.

09 BODY

1997 FLAT RATE TIME SCHEDULE

SEA-DOO WATERCRAFT

ALWAYS USE THE LONGEST FLAT RATE TIME

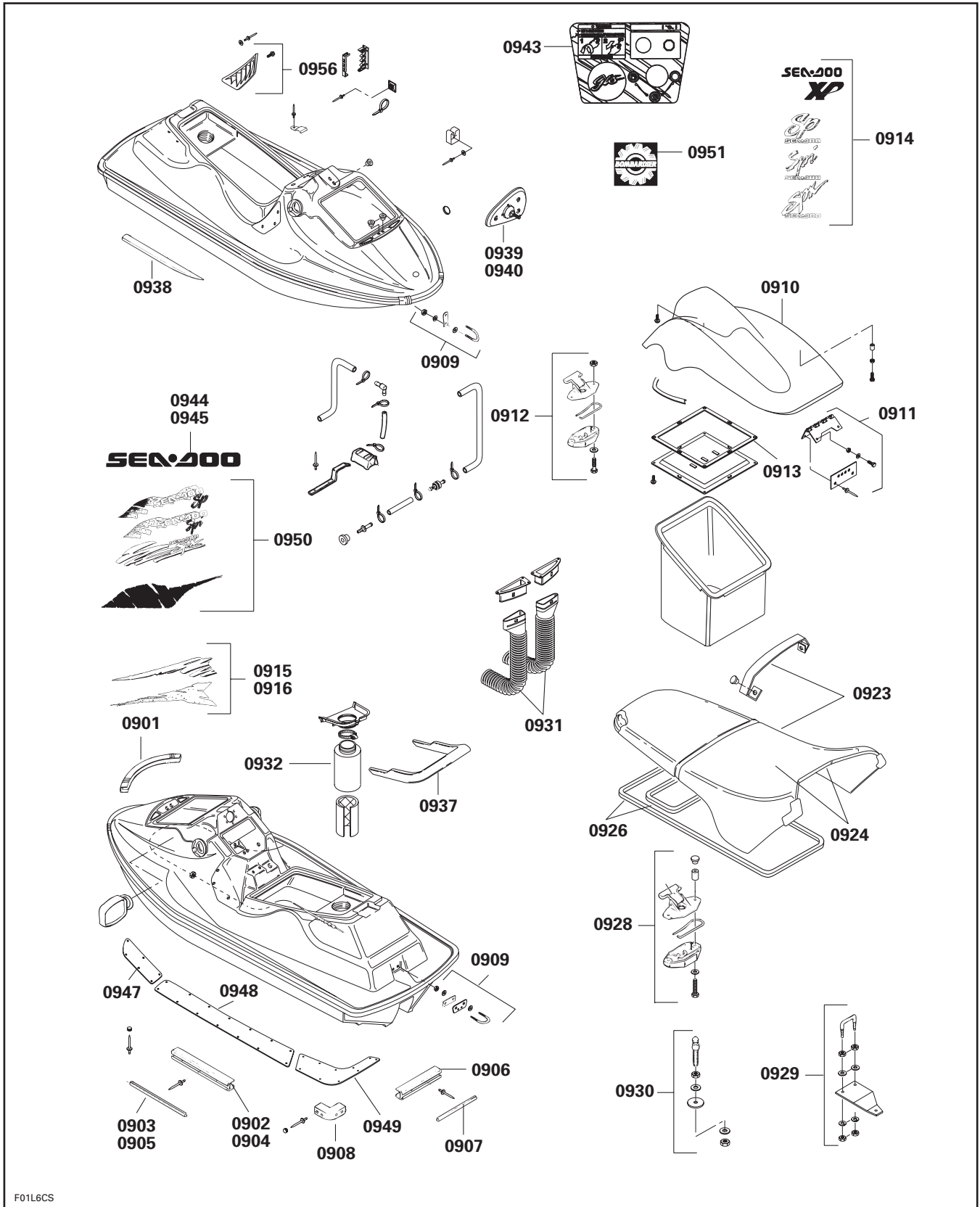
APPLICABLE TO THE REPAIR PERFORMED.

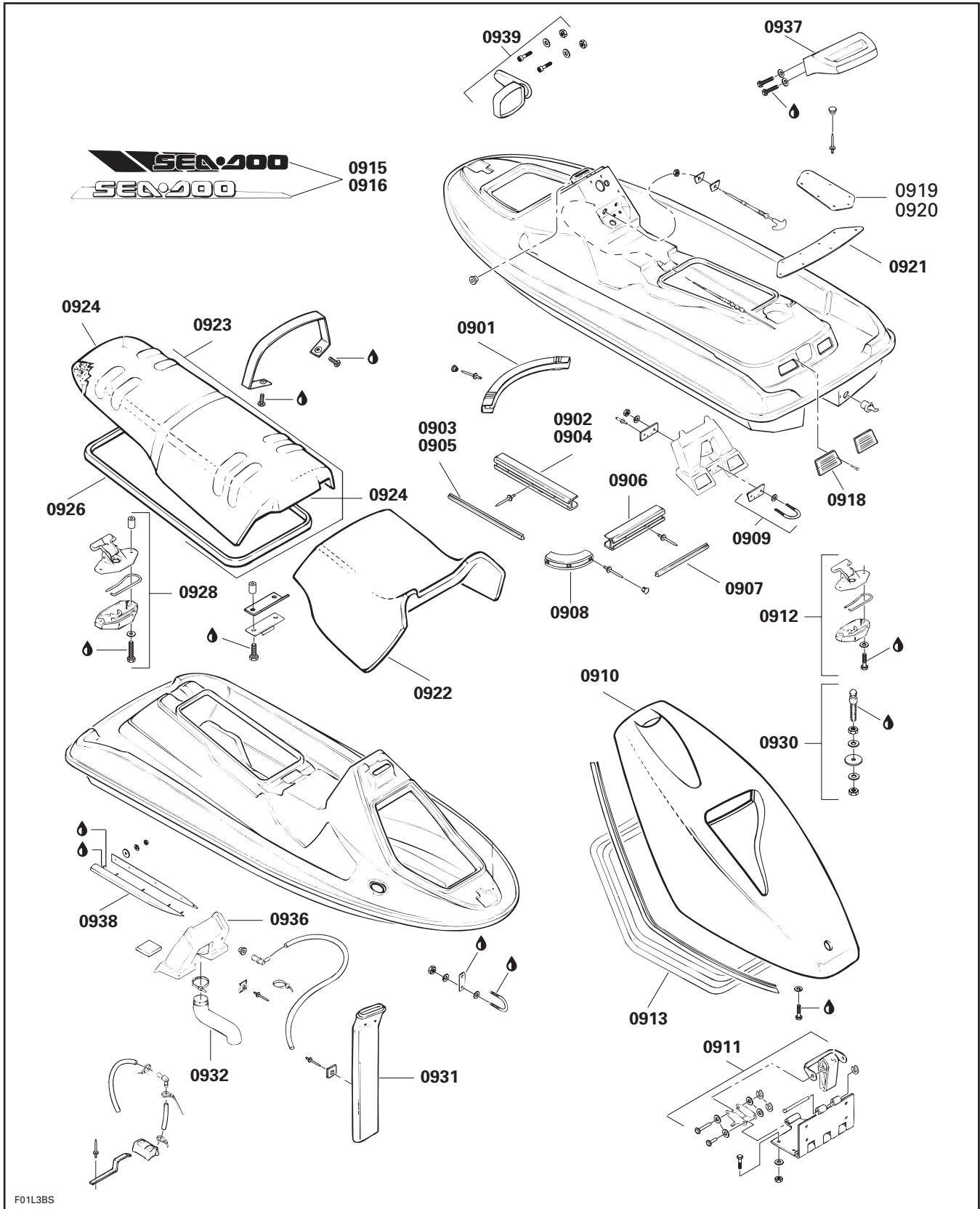
JOB CODE	JOB DESCRIPTION	5879	5834	5621	5622	5624	5818	5641	5642	5882	5662
		5923	5661 5924	5929		5931	5926	5927	5928		
		SP	SPX	GS	GSi	GSX	GTS	GTi	GTX	HX	XP
09 68	SHOCK ON SEAT	-	-	-	-	-	-	-	-	0.7	0.7
09 69	BELLOWS SHOCK	-	-	-	-	-	-	-	-	0.6	0.6
09 70	BELLOWS OUTER	-	-	-	-	-	-	-	-	0.8	0.8
09 71	SUPPORT ARM	-	-	-	-	-	-	-	-	0.4	0.4
09 72	EXTINGUISHER HOUSING	-	-	-	-	-	-	-	-	0.3	-
09 77	DEFLECTOR	-	-	1.2	1.2	1.2	-	1.2	1.2	-	-
09 78	STORAGE TRAY	0.3	0.3	0.3	0.3	0.3	0.3	0.3	0.3	-	0.3
09 79	ENGINE COVER ANY OR ALL PART	-	-	-	-	-	-	-	-	-	2.0
09 80	ENGINE COVER HINGE	-	-	-	-	-	-	-	-	-	0.5
09 81	ENGINE COVER LATCH	-	-	-	-	-	-	-	-	-	0.4
09 82	ENGINE COVER GASKET	-	-	-	-	-	-	-	-	-	0.3
09 83	ENGINE COVER DECAL	-	-	-	-	-	-	-	-	-	0.4
09 84	FRONT ACCESS COVER	-	-	-	-	-	-	-	-	-	0.4
09 85	VENT TUBE	-	-	-	-	-	-	-	-	-	0.3
09 86	ENGINE COVER SHOCK	-	-	-	-	-	-	-	-	-	0.3
09 87	MIRROR HOUSING	-	-	-	-	-	-	-	-	-	0.8
09 88	LOWER STORAGE COVER ANY OR ALL PART	-	-	-	-	-	-	-	-	-	0.5

* REQUIRES PRIOR AUTHORIZATION BY DISTRIBUTOR.

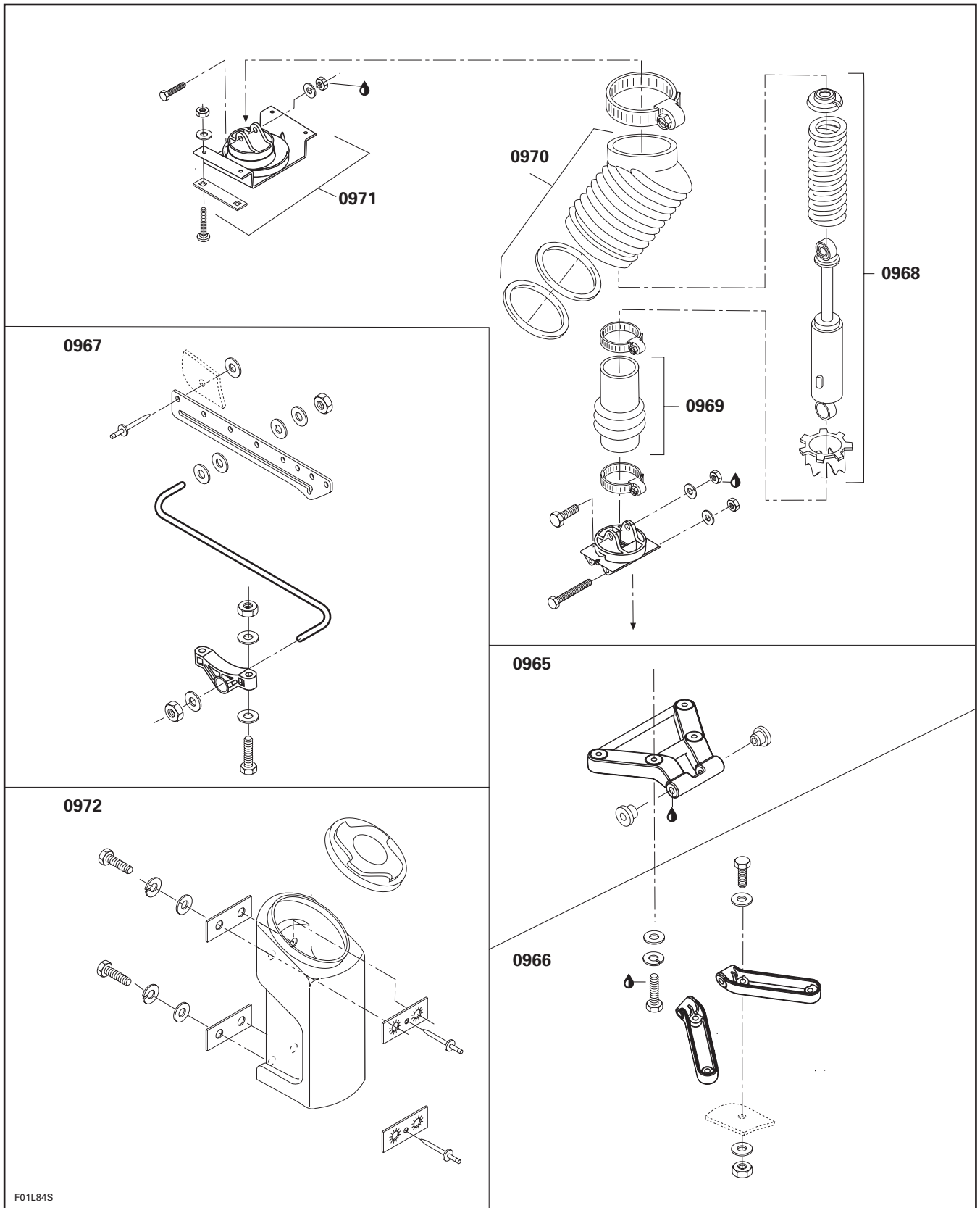
** INDICATE LABOUR TIME ON LINE "LABOUR ONLY" OF CLAIM.

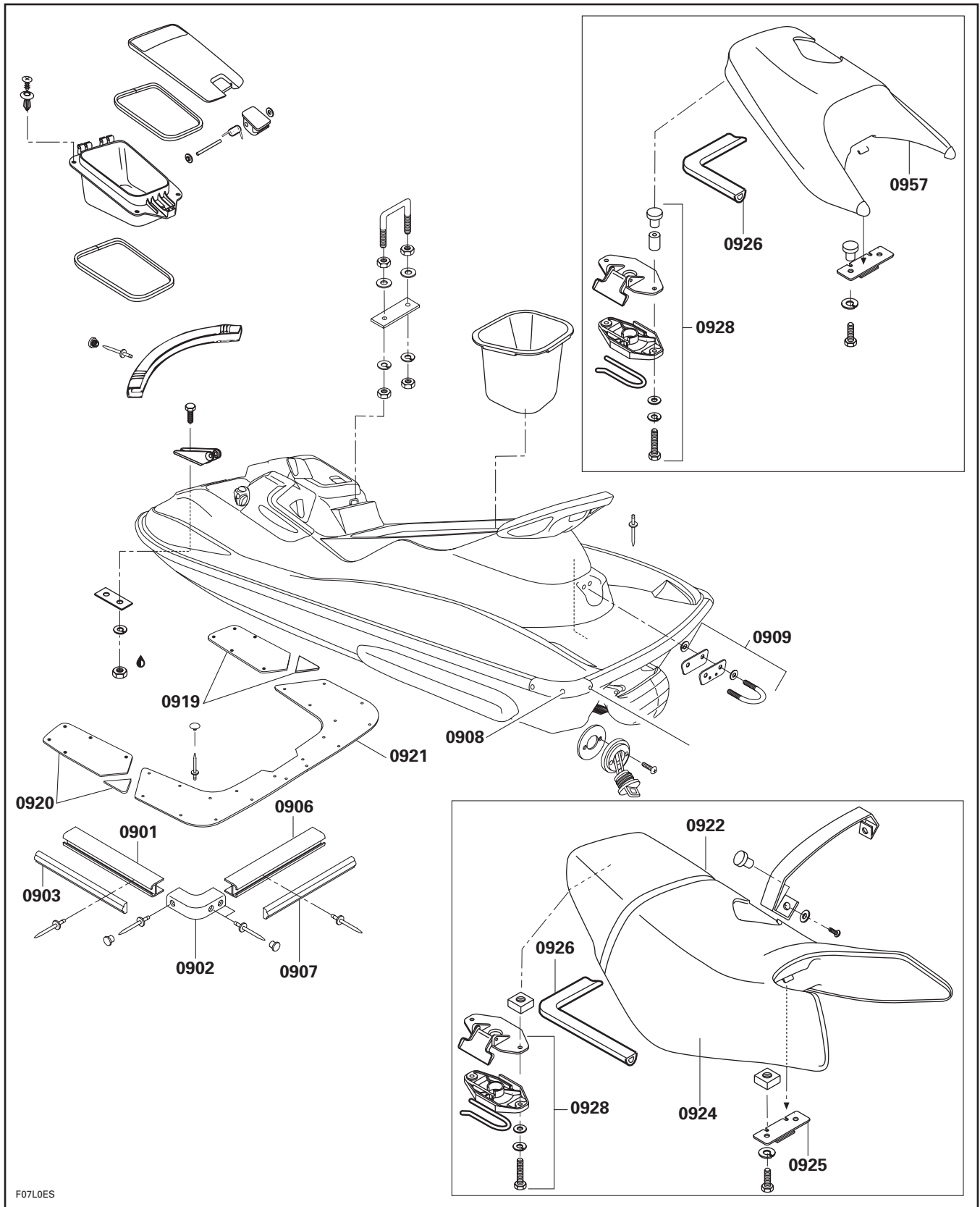
*** INDICATE \$\$\$ AMOUNT ON LINE "SUB-CONTRACTED LABOUR" OF CLAIM.

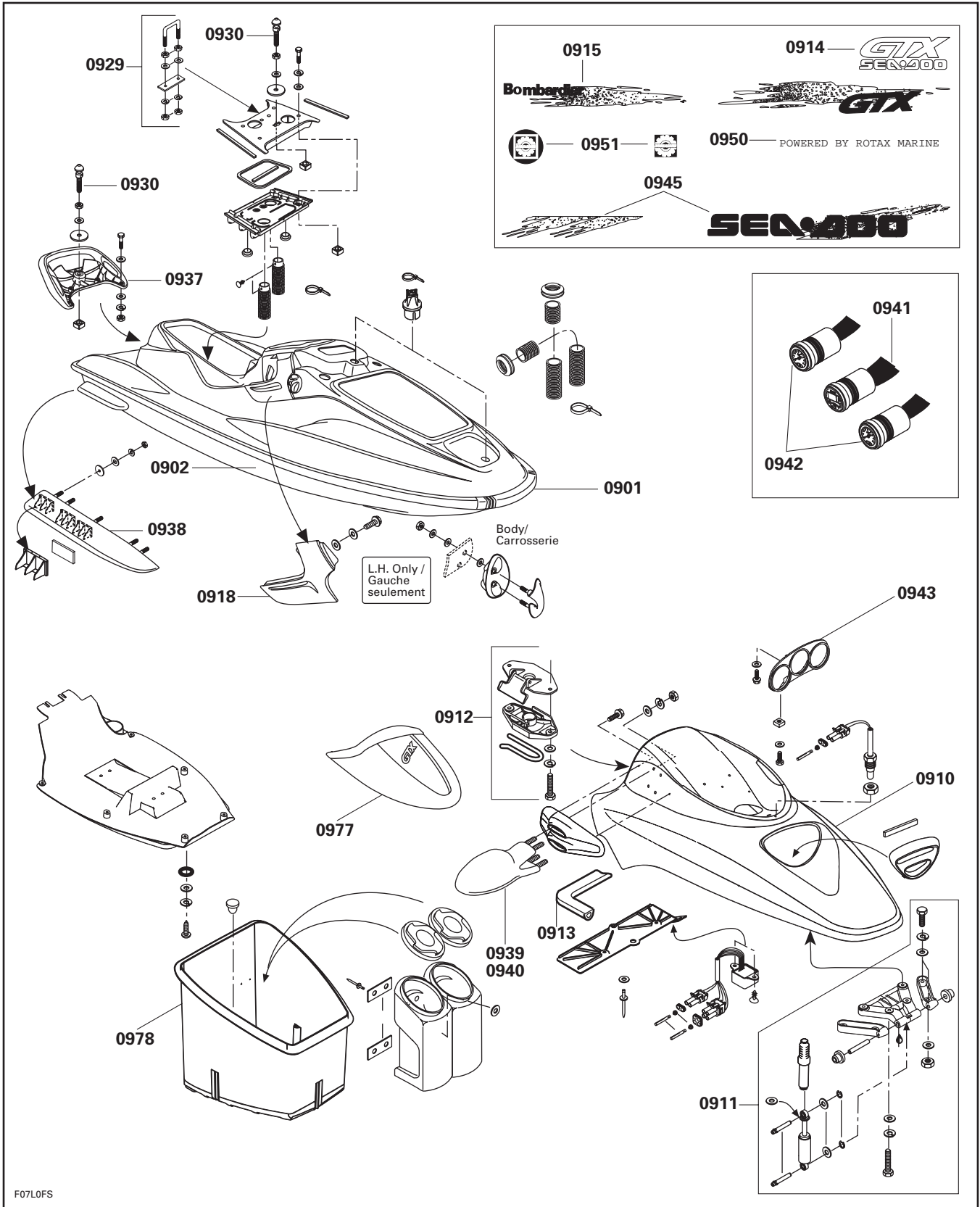




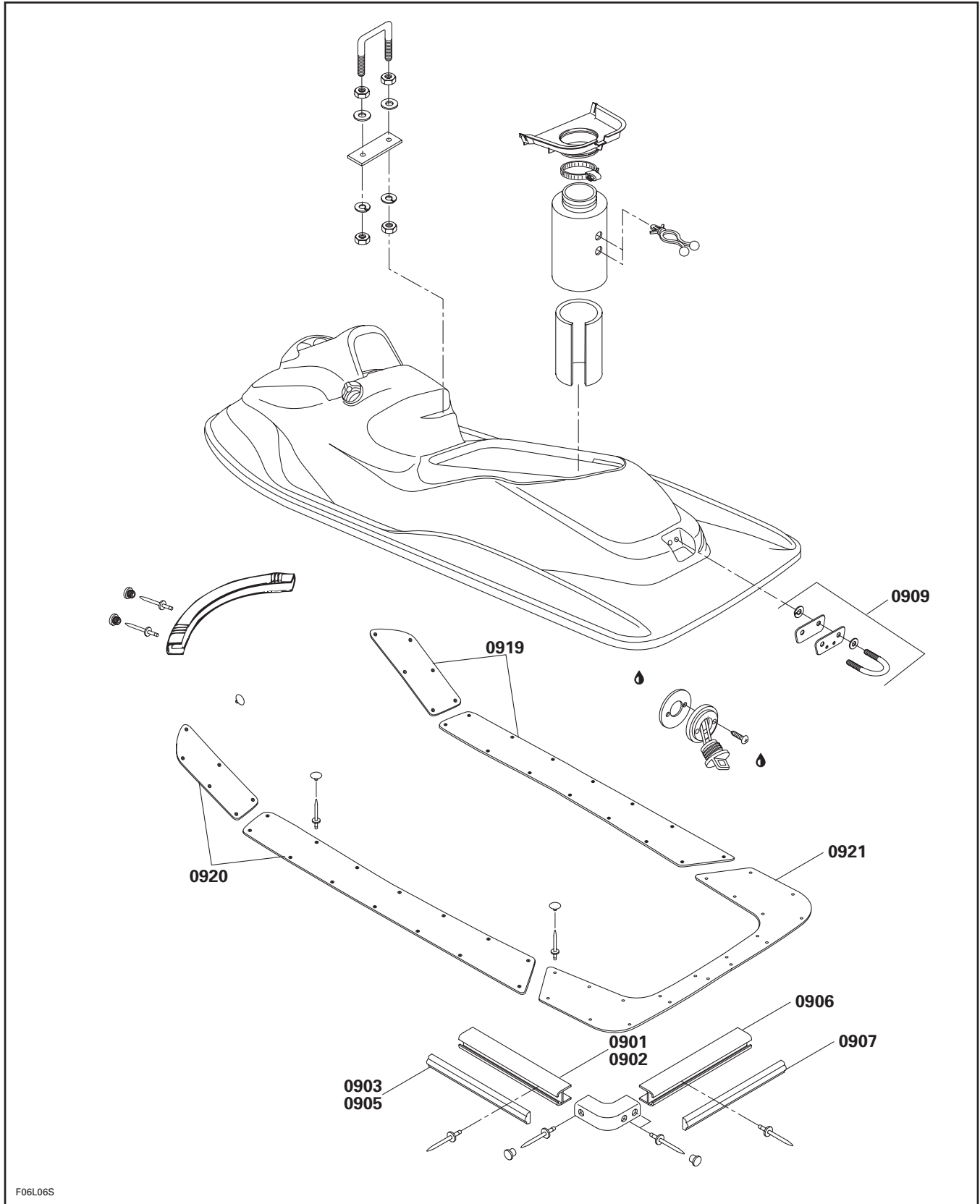
F01L3BS



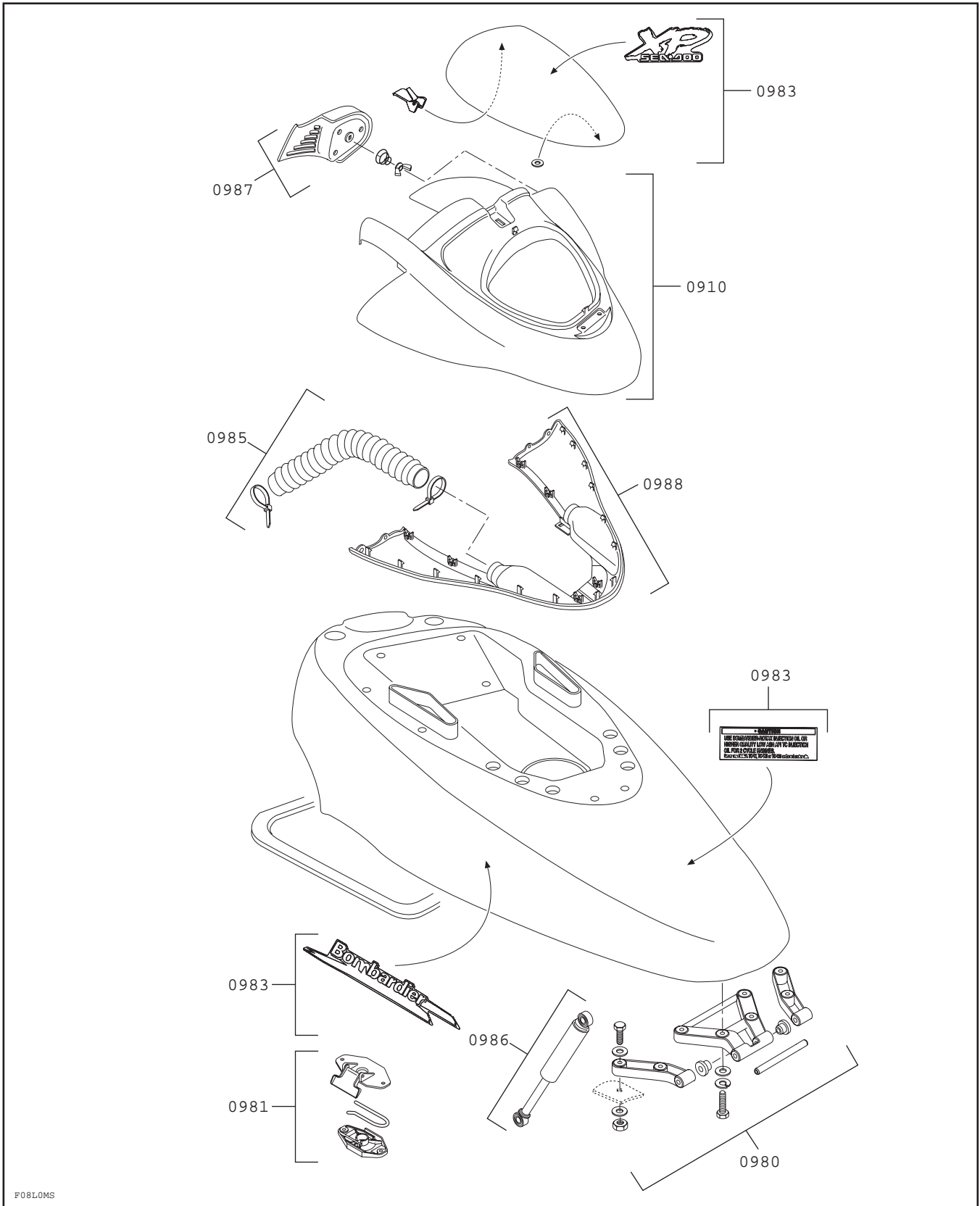




F07L0FS



F06L06S



FO8L0MS

10 ELECTRICAL

1997 FLAT RATE TIME SCHEDULE

SEA-DOO WATERCRAFT

ALWAYS USE THE *LONGEST* FLAT RATE TIME

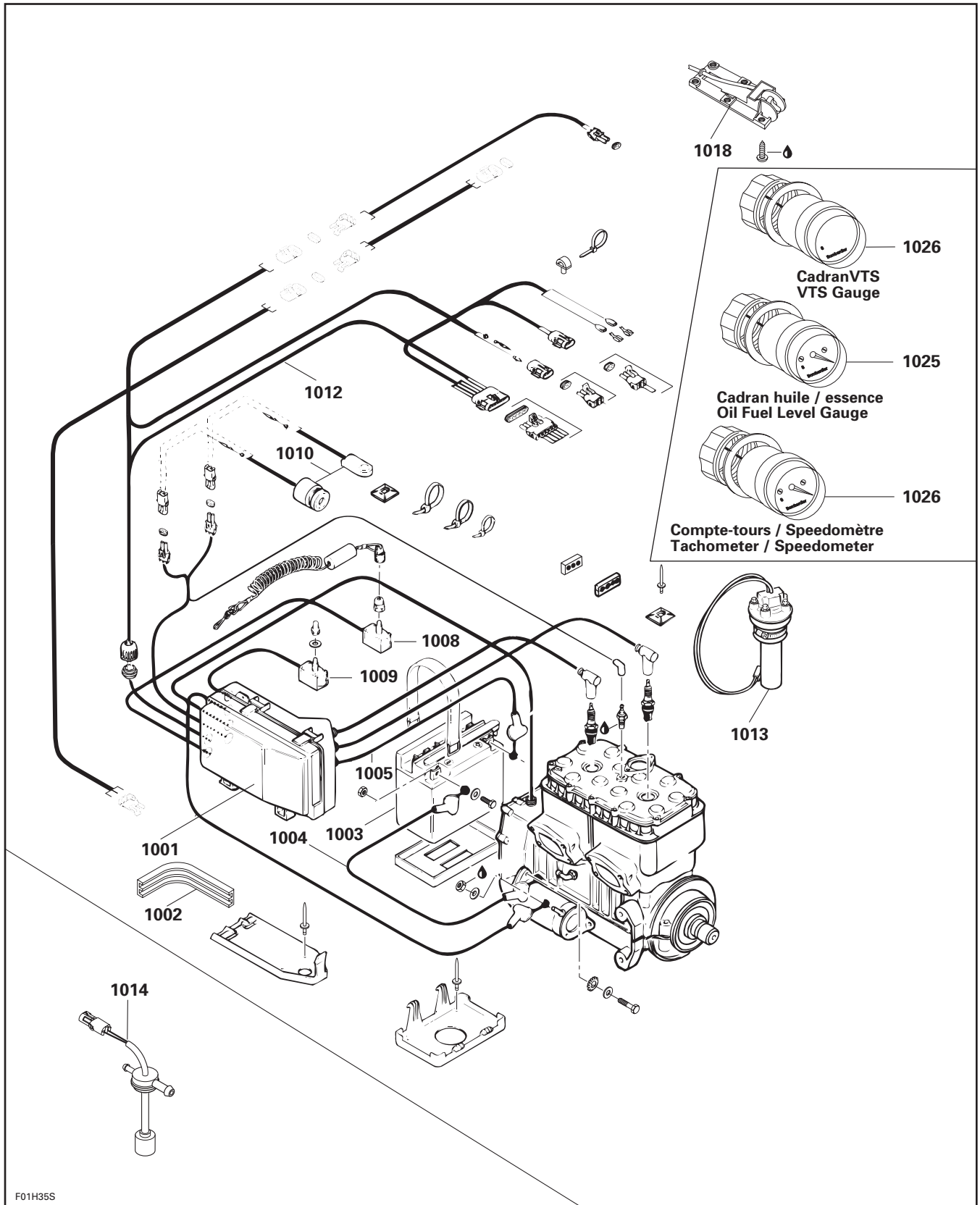
APPLICABLE TO THE REPAIR PERFORMED.

JOB CODE	JOB DESCRIPTION	5879	5834	5621	5622	5624	5818	5641	5642	5882	5662
		5923	5661 5924	5929		5931	5926	5927	5928		
		SP	SPX	GS	GSi	GSX	GTS	GTi	GTX	HX	XP
10 00	NO LABOR INVOLVED	N.A.	N.A.	N.A.	N.A.	N.A.	N.A.	N.A.	N.A.	N.A.	N.A.
10 01	ELECTRIC BOX COVER OR BOX	1.0	1.2	-	-	-	1.0	-	-	1.2	-
10 03	BATT. AND/OR BASE BOX	0.3	-	0.3	0.3	0.3	0.3	0.3	0.3	0.3	0.3
10 04	GROUND CABLE (FRM STARTER TO BATT.)	0.4	0.4	0.4	0.4	0.4	0.4	0.4	0.4	0.4	0.4
10 05	BATT. RED CABLE (BATT. TO SOLENOID)	0.4	0.4	0.4	0.4	0.4	0.8	0.4	0.4	0.4	0.4
10 06	BATT. RED CABLE FRM STARTER TO SOLENOID	0.8	0.8	0.8	0.8	0.8	1.0	0.8	0.8	0.8	0.8
10 07	FUSE HOLDER	-	-	-	-	0.8	-	0.8	0.8	-	-
10 08	TETHER CORD SWITCH	0.5	0.7	0.7	0.7	0.7	0.5	0.7	0.7	0.3	0.7
10 09	STARTING SWITCH	0.5	0.7	0.7	0.7	0.7	0.5	0.7	0.7	0.3	0.7
10 10	ENGINE OVERHEATING BEEPER(STOP SWITCH)	0.9	0.9	0.9	0.9	0.9	0.9	0.9	0.9	0.4	0.9
10 11	REGULATOR/RECTIFIER	0.5	0.3	0.3	0.3	0.3	0.5	0.3	0.3	0.5	0.3
10 12	WIRING HARNESS	1.2	2.0	2.0	2.0	2.0	1.2	2.0	2.0	-	2.0
10 13	ELECTRIC FUEL SENSOR (IN FUEL TANK)	0.5	0.8	0.8	0.8	0.8	1.0	0.8	0.8	0.5	1.2
10 14	ELECTRIC OIL SENSOR (IN OIL TANK)	0.4	0.5	0.5	0.5	0.5	0.6	0.5	0.5	0.5	0.3
10 18	SPEEDOMETER PICK-UP	-	0.4	-	0.4	0.4	-	0.4	0.4	-	0.4
10 25	FUEL/MULTIFONCTION GAUGE	-	-	-	0.5	0.5	-	-	1.2	-	0.6
10 26	SPEEDOMETER/TACHOMETER/VTS GAUGE	0.4	0.5	-	-	-	0.5	-	-	-	-
10 28	TETHER CORD PROGRAMING	0.3	0.3	0.3	0.3	0.3	0.3	0.3	0.3	0.3	0.3

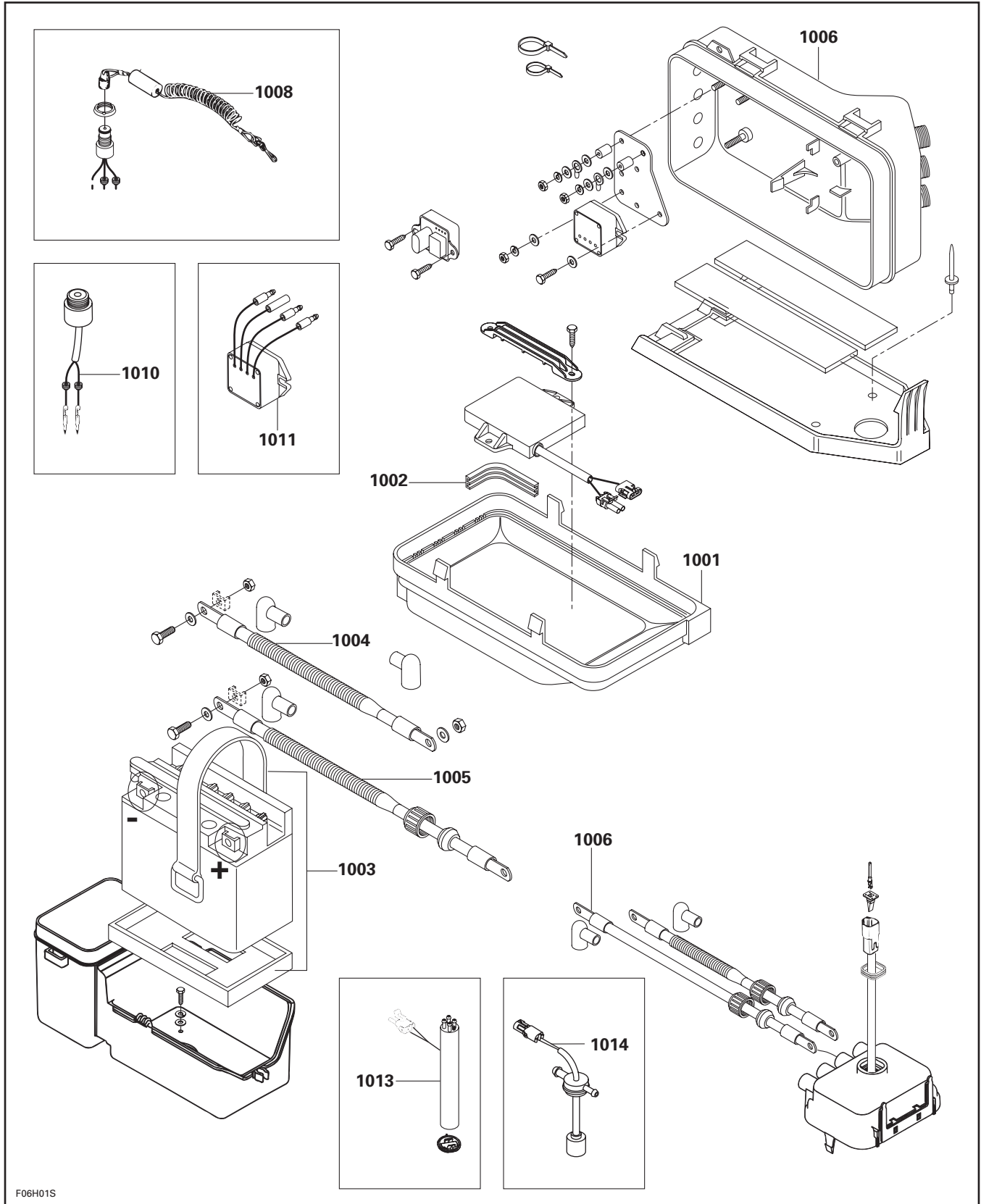
* REQUIRES PRIOR AUTHORIZATION BY DISTRIBUTOR.

** INDICATE LABOUR TIME ON LINE "LABOUR ONLY" OF CLAIM.

*** INDICATE \$\$\$ AMOUNT ON LINE "SUB-CONTRACTED LABOUR" OF CLAIM.



F01H35S



F06H01S

11 CLAIM TYPE 02 ONLY

1997 FLAT RATE TIME SCHEDULE

SEA-DOO WATERCRAFT

ALWAYS USE THE *LONGEST* FLAT RATE TIME

APPLICABLE TO THE REPAIR PERFORMED.

JOB CODE	JOB DESCRIPTION
11 00	NO LABOR INVOLVED

5879	5834	5621	5622	5624	5818	5641	5642	5882	5662
5923	5661 5924	5929		5931	5926	5927	5928		
SP	SPX	GS	GSi	GSX	GTS	GTi	GTX	HX	XP
N.A.	N.A.	N.A.	N.A.	N.A.	N.A.	N.A.	N.A.	N.A.	N.A.

* REQUIRES PRIOR AUTHORIZATION BY DISTRIBUTOR.

** INDICATE LABOUR TIME ON LINE "LABOUR ONLY" OF CLAIM.

*** INDICATE \$\$\$ AMOUNT ON LINE "SUB-CONTRACTED LABOUR" OF CLAIM.

SUGGESTION FOR CHANGE

SEA-DOO WATERCRAFT
1997 FLAT RATE TIME SCHEDULE

DEALER'S CODE : _____

DEALER'S NAME: _____

ADDRESS :

Model Description	Year	Operation	Job Code	Present Flat Rate Time	Suggested Flat Rate Time
----------------------	------	-----------	----------	------------------------------	--------------------------------

DETAILED PROCEDURE USED :

SIGNATURE

DATE (YYYY - MM - DD)

SEND TO :

BOMBARDIER INC.
SEA-DOO / SKI-DOO DIVISION
WARRANTY ADMINISTRATION DEPARTMENT
VALCOURT QC J0E 2L0

WARRANTY PARTS TO RETURN

**PISTON
CRANKSHAFT
CYLINDER
CRANKCASE
SHORT BLOCK
ENGINE ASSEMBLY**

REFER TO THE DEALER WARRANTY GUIDE FOR ADDITIONAL INFORMATION.

**PART NUMBERS REQUIRED FOR
FIBERGLASS REPAIRS CLAIMED UNDER SPECIAL LABOUR**

Model No.	Model Name	Complete Ass'y	Lower Body(Hull)	Upper Body(Top)
5879 / 5923	SP	291000942	292000375	291000943
5834 / 5661 / 5924	SPX	291000796	292000395	291001017
5621 / 5929	GS	291000963	292000383	291000964
5622	GSi	291000980	292000359	291000962
5624 / 5931	GSX	291000961	292000382	291000927
5818 / 5926	GTS	291000795	292000388	291000984
5641 / 5927	GTi	291001014	292000417	291001043
5642 / 5928	GTX	291001015	292000422	291001029
5882	HX	291001046	292000435	291001054
5662	XP	291000990	292000399	291000991