

Watercraft and Sport Boats

Safety Handbook



No part of this *Safety Handbook* may be reproduced in any form or by any process without written permission of Bombardier Inc. and/or its subsidiaries. All information contained is believed to be the best available, condensed information available at the time of print.

INTRODUCTION

You have selected one of the most popular craft on water. Whether this be a Sea-Doo® personal watercraft (PWC) or a sport boat it can provide you and your family or friends the opportunity to fully enjoy the natural beauty and excitement of the world's waterways. Welcome to fun on water!

With this new enjoyment and freedom however comes the responsibility of safety for yourself, your passengers, the people you lend your craft to, and other water users. So whether you are an experienced boater or a first time operator of a jet thrust PWC or sport boat there are some basic rules that should be observed.

- Some of the information contained in this *Safety Handbook* may be new to you while other sections may be common sense or obvious. Irrespective, we want you to have a safe, pleasurable riding experience, so please take a few minutes of your time to completely read this short document.
- This handbook was prepared in general, for PWC and sport boat users and is condensed for initial reference and practicality. The information contained herein is therefore limited. This *Safety Handbook* should be read in conjunction with your *Operator's Guide*, the safety videocassette and the on-product warning/caution labels. It is also strongly recommended that operators obtain further information concerning "Boating Rules" from a local Coast Guard Auxiliary, Powerboat Squadron or other local boating authorities.
- Many states or provinces have implemented or are implementing mandatory boating safety and competence certificates. Bombardier strongly recommends that any watercraft or sport boat operator completes a safety and competence boating course. Check with your local Coast Guard or Power Sail Squadron in your area for course availability.
- If you have access to the Internet, some of this information can be obtained from the Boating Safety/Regulation Websites section of this handbook.
- You should be aware that the regulations concerning boats, in particular PWCs, are modified from time to time. It is therefore advisable to periodically check the local regulations wherever you plan to operate your craft.

TABLE OF CONTENTS

SAFETY CHECK LIST	3
General	3
GETTING UNDERWAY	4
To Wear	4
To Bring	6
To Do	6
OPERATION	7
Collision Avoidance.....	7
Safe Riding	7
Operator/Passenger Awareness.....	8
Maneuverability of the Craft/Towing	8
OPERATING RULES	9
Remember these Rules of the Road	9
Navigation System.....	9
WATERSKIING SIGNALS.....	10
WEB SITES.....	11

SAFETY CHECK LIST

To fully appreciate the pleasures, enjoyment and excitement of boating there are some basic rules that should be observed and followed by any boater. **Failure to follow this safety information and safe boating rules could result in injury, including the possibility of death to you, your passenger(s), the people you lend your craft to, or other water users.**

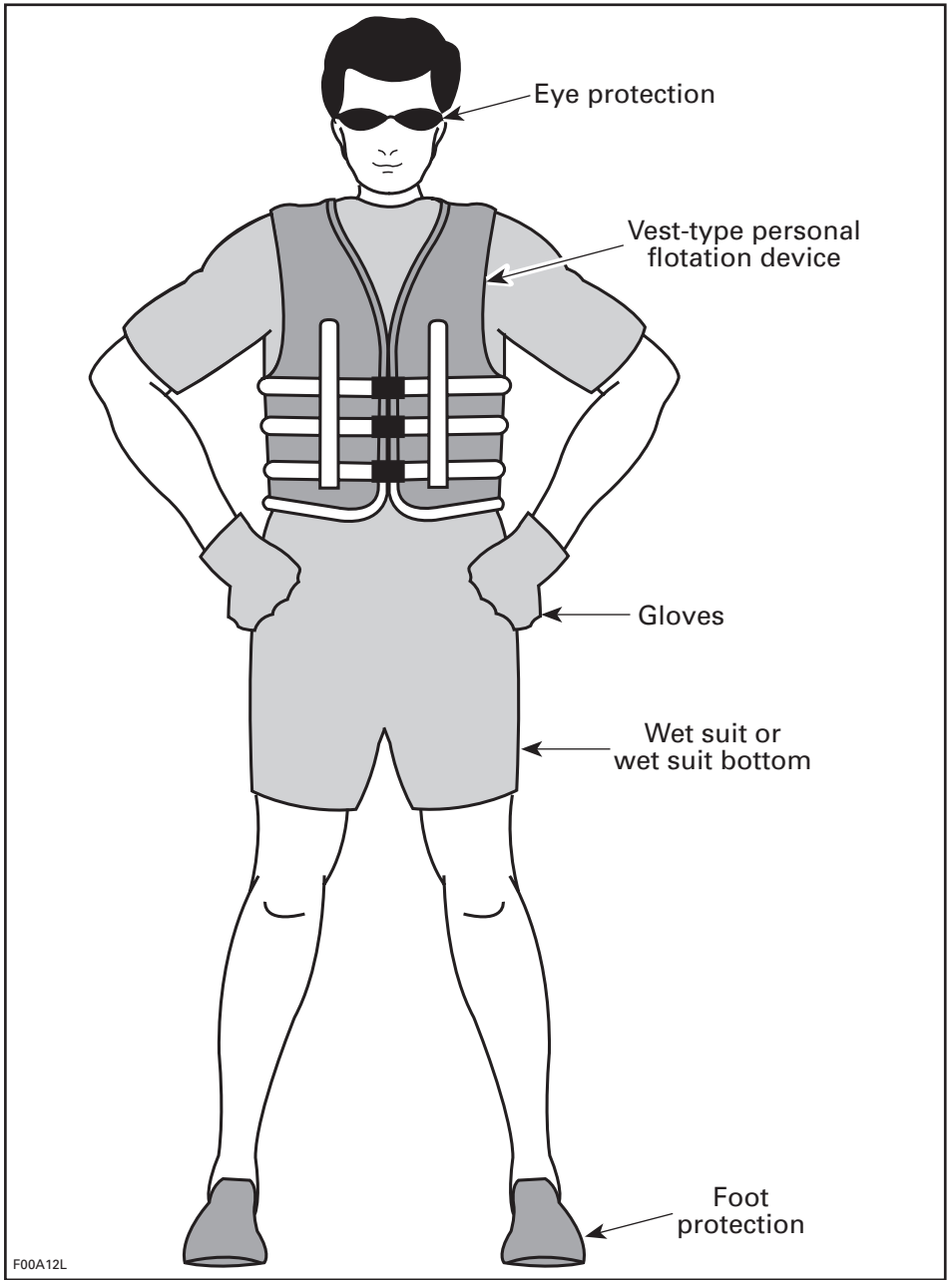
General

- Bombardier recommends a minimum operator age of 16 years old.
- A boating safety course is recommended and may be required in your province or state.
- The performance of this craft may significantly exceed that of other craft you may have operated. It is therefore advisable that you become completely familiar with the controls and operation of the craft before embarking on your first trip or taking on a passenger(s). If you have not had the opportunity to do so, practice driving solo in a suitable traffic free area and feel the response of each control. Be fully familiar with all controls before accelerating above idle speed. Do not assume that all PWCs or sport boats handle identically. Each model differs, often substantially.
- The operator of the craft controls, and is responsible for the craft's safe operation. He/she also has the responsibility to require that passenger(s) and people, to whom he/she lends the craft to, read and understand this *Safety Handbook*, the *Operator's Guide*, the safety videocassette and the on-product warning/caution labels.
- The operator and all passengers must know how to swim and how to reboard the craft from the water.
- Boarding in deep water can be strenuous. Practice in chest-deep water before operating or embarking your craft in deep water.
- A PWC will not self-right if capsized. The operator and passengers must know the proper righting procedure as explained in the *Operator's Guide*. Make sure engine is off before rolling over the craft.
- Your local Power Squadron or state/provincial authorities will be pleased to conduct a complementary safety examination of your craft and help you define your needs.
- Never ride after consuming drugs or alcohol or if you feel tired or ill.
- When fueling, follow the safe boating fueling instructions explicitly, as provided for in your *Operator's Guide*.
- Always stop the engine before fueling and never allow anyone to remain on the craft while fueling. Always remember that fuel is inflammable and explosive under certain conditions. Do not smoke or allow open flames or sparks in the vicinity.

GETTING UNDERWAY

To Wear

- ❑ The operator and passenger(s) must wear a Coast Guard approved Personal Flotation Device (PFD) that is suitable for PWC or sport boat use.
- ❑ An operator and the craft's passenger(s) should have ready access to shatterproof glasses should riding conditions or personal preference warrant. Wind, water spray and speed may cause a person's eyes to water and create blurred vision.
- ❑ The operator and passenger(s) of PWCs must wear protective clothing, including:
 - a wet suit bottom or thick, tightly woven, snug fitting clothing that provides equivalent protection. Thin bike shorts for example would not be appropriate. Severe internal injuries can occur if water is forced into body cavities as a result of falling into water or being near jet thrust nozzle. Normal swimwear does not adequately protect against forceful water entry into the lower body opening(s) of males or females.
 - footwear, gloves and goggles/glasses are also recommended. Some type of lightweight, flexible foot protection is recommended. This will help reduce possible injury, should you step on sharp underwater objects. The use of a helmet is not recommended unless in close quarter PWC racing activities where it may provide protection from head impact with other craft.



Eye protection

Vest-type personal flotation device

Gloves

Wet suit or wet suit bottom

Foot protection

F00A12L

To Bring

- ❑ Always carry the regulatory safety items and have them conveniently on board available for use. Such required safety items usually include, without limitation, a sound signaling device such as a whistle, a water-tight flashlight or approved flares, a buoyant heaving line, an anchor and rope*, a bailer*, and an appropriate fire extinguisher*. The items marked with a "*" are not required in Canada if all persons on board a PWC are wearing a PFD.
- ❑ A cellular telephone in a waterproof bag or container has also been found to be beneficial to boaters when in distress or just for contacting someone on shore.

To Do

- ❑ Read and understand all warning/caution labels on your Sea-Doo PWC or sport boat, your *Operator's Guide*, all other safety documents, and watch properly your safety videocassette, before operating. Always keep in mind that the "▲" symbol, the Warning symbol, identifies an instruction which, if not followed, may cause serious personal injuries including the possibility of death.
- ❑ Check local and federal boating laws applicable to the waterways where you intend to use your craft. Learn the local rules of the road. Know and understand the applicable navigation system (such as buoys and signs).
- ❑ Know the waters in which the craft is to be operated. Current, tides, rapids, hidden obstacles, wakes and waves etc. can affect safe operation. It is not advisable to operate the craft in rough or inclement weather.
- ❑ For safety reasons and proper care, always perform "Daily Pre-Operation Checks" as specified in your *Operator's Guide* before operating your craft.
- ❑ Keep the engine shut-off cord (safety lanyard) attached to the operator's PFD at all times and keep it free from handlebars so that engine stops if operator falls off. After riding, remove cord from PWC to avoid unauthorized use by children or others. If operator falls off the craft and safety lanyard is unattached, the craft will not stop.

OPERATION

Collision Avoidance

- ❑ Do not release throttle when trying to steer away from objects. **You need throttle to steer.**
- ❑ Always keep a constant lookout for other water users, other boats or objects, especially when turning. Be alert for conditions that may limit your visibility or block your vision of others.
- ❑ Respect the rights of other recreationists and/or bystanders and always keep a safe distance from all other craft, people and objects.
- ❑ **Do not wake or wave jump**, ride the surf line or attempt to spray or splash others with your craft. You may misjudge the ability of the craft or your own riding skills and strike a boat or person.
- ❑ This craft has the capability of turning more sharply than other boats, however, unless in an emergency, do not negotiate sharp, high speed turns. Such maneuvers make it hard for others to avoid you or understand where you are going. Also, you and/or your passenger(s) could be thrown from the craft.
- ❑ Like any other craft, this PWC or sport boat has no brake. Stopping distance will vary depending on initial speed, load, wind, and water conditions. Practice stopping and docking in a safe, traffic free area to have an idea of how long it will take to stop the craft under varying conditions.
- ❑ Maintaining or increasing speed may be necessary to avoid a collision.

Safe Riding

- ❑ Always keep in mind that as the throttle lever is released to idle position, less directional control is available, and as the engine is off, directional control is lost. **You need throttle to steer.**
- ❑ Ride within your limits and level of riding ability. Understand and respect the performance of your craft.
- ❑ Always ride responsibly and safely. Use common sense and courtesy.
- ❑ While your craft has the capacity of operating at high speeds, it is strongly recommended that high speed operation only be applied when ideal conditions exist and are permitted. Higher speed operation requires a higher degree of skill and increases the risk of severe injuries.
- ❑ The forces generated on the body of riders while turning, negotiating waves or wakes, operating in choppy waters, or falling off the craft, especially at higher speeds, may cause injury including the possibility of broken legs and other bones or more serious injuries. Remain flexible and avoid sharp turns.
- ❑ In shallow water, proceed with caution and at very low speeds. Grounding or abrupt stops may result in injury. Debris may also be picked up and be thrown rearward by the jet pump onto people or property.
- ❑ Do not use the craft's reverse, if so equipped, to stop. You or your passenger(s) could be violently ejected forward onto the handlebars or even off the craft onto the hazard.
- ❑ PWCs are not designed for night-time operation.

Operator/Passenger Awareness

- ❑ Do not start or operate the craft if anyone is seated on the sun deck or swim platform, or is nearby in the water. Water and/or debris exiting jet thrust nozzle can cause severe injury.
- ❑ The operator and passenger(s) should be properly seated before starting or moving the craft. All passenger(s) should be instructed to use the handholds or seat straps provided, or in the alternative on a PWC, to hold the waist of the person in front of them.
- ❑ When accelerating on a PWC with a passenger(s), whether from a complete stop or while underway, always do so progressively. Fast acceleration may cause your passenger(s) to lose their balance or grip and fall rearward off the craft. Make sure that your passenger(s) know of, or anticipate, any rapid acceleration.
- ❑ Keep away from intake grate while engine is on. Items such as long hair, loose clothing, or PFD straps can become entangled in moving parts resulting in severe injury or drowning.
- ❑ To prevent accidental starting, always detach the safety lanyard from the craft when swimmers are boarding or nearby, or during removal of any weeds or debris from the intake grate.
- ❑ It should be remembered that sun, wind, alcohol, drugs, fatigue and illness, may impair your judgement and reaction time.
- ❑ On a PWC, never place your feet and legs in the water to aid turning.

Maneuverability of the Craft/Towing

- ❑ Do not overload the craft or take on more passengers than designated for the particular craft. Overloading can affect maneuverability, stability and performance.
- ❑ Avoid adding on accessories, or equipment which may alter your control of the craft.
- ❑ Riding with a passenger(s) or pulling a tube, skier or wakeboarder makes the craft handle differently and requires greater skill.
- ❑ Always respect the safety and comfort of your passenger(s) and person being towed on skis, wakeboard or other water products.
- ❑ Always carry an observer when pulling a tube, skier or wakeboarder, proceed with only as much speed as required and follow the observer's instructions. Unless absolutely necessary, do not make tight, sharp turns. Keep a safe distance from the docks, other swimmers, craft or objects.
- ❑ Use a tow rope of sufficient length and size and make sure it is adequately secured to your craft. While some sport boats are equipped or can be fitted with a specially designed towing mechanism avoid installing a tow pole on a PWC. It can become a hazard should someone fall on it.
- ❑ Be advised that serious injury can result if the tow rope becomes slack during a tight turn or when circling. The rope could become wrapped around the neck or limbs of a person that has fallen in the water.

Don't forget:

- ❑ Ride smart from the start and we all win!

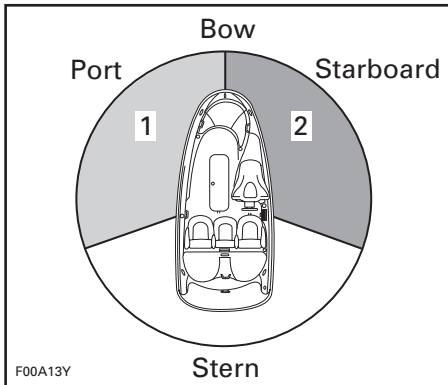
OPERATING RULES

Operating a craft can be compared with driving unmarked highways and roads. To prevent collisions or avoid other boaters, a system of operating rules must be followed. It's not only common sense...it's the law!

Remember these Rules of the Road

Know the Right of Way Rules

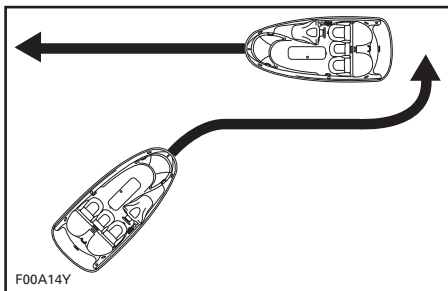
Generally keep to your right and safely avoid other craft by keeping a safe distance from other craft, people and objects;



1. RED light
2. GREEN light (Yield zone)

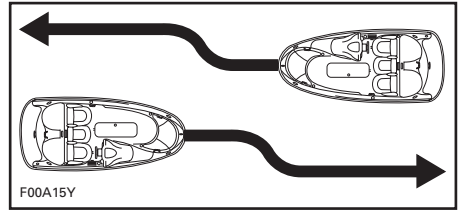
Crossing

Give right of way to craft ahead and to your right. Never cross in front of a boat;



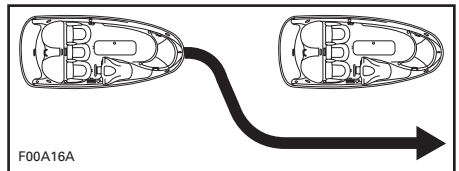
Meeting Head-On

Keep right.



Passing

Give right of way to other craft and keep clear.



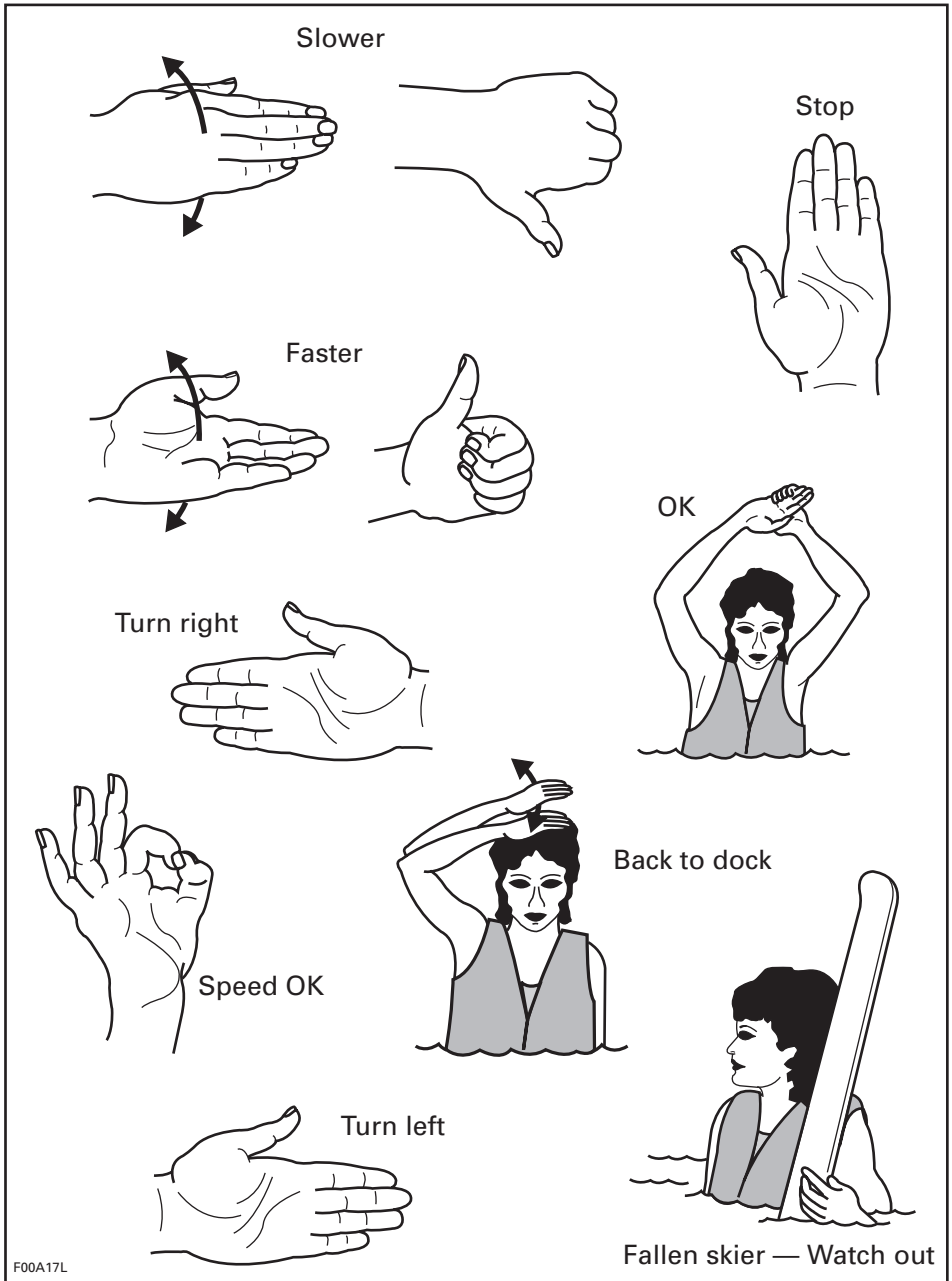
Navigation System

Navigational aids, such as signs or buoys, can assist you identify safe waters. Buoys will indicate whether you should keep to the right (starboard) or to the left (port) of the buoy or to which channel you can continue. They may also indicate whether you are entering a restricted or controlled area such as a no wake or speed zone. They may also indicate hazards or pertinent boating information. Markers maybe located on shore or on the water. They can also indicate speed limits, no power craft or boating, anchorage and other useful information. (The shape of each type of marker will provide assistance).

- Make sure you know and understand the navigation system applicable to the waterways where you intend to use the craft.

WATERSKIING SIGNALS

For your information, here are the most commonly used waterskiing signals.



WEB SITES

Bombardier Inc. Sea-Doo website: www.sea-doo.com

Canadian Coast Guard	www.ccg-gcc.gc.ca
United States Coast Guard	www.uscgboating.org
Alabama	www.dcnr.state.al.us/agfg/index.html
Alaska	www.dnr.state.ak.us/parks/boating
Arizona	www.gf.state.az.us/frames/other/index.htm
Arkansas	www.agfc.state.ar.us/default.htm
California	www.dbw.ca.gov
Colorado	www.dnr.state.co.us/parks/boating
Connecticut	http://dep.state.ct.us/rec/prgactiv.htm
Delaware	www.dnrec.state.de.us/fw/fwwel.htm
Florida (freshwater)	www.state.fl.us/gfc/
Florida (saltwater)	www.dep.state.fl.us/law
Georgia	www.boat-ed.com
Hawaii	www.hawaii.gov/dlnr/dbor/borbasic.html
Illinois	Http://131.230.57.1/stat_rul/ILLREG.htm
Indiana	www.state.in.us/dnr.lawenfor/boating/educatio.htm
Iowa	www.iowaccess.org/government/dnr/organiza/fwb/enforcmt/boat/html
Kansas	www.kdwp.state.ks.us/boating/boating.html
Kentucky	www.state.ky.us/agencies/fw/boating.htm
Louisiana	www.w/f.state.la.us
Maine	www.me.us/sos/cec/rcn/apa/09/chaps/09.htm
Maryland	www.dnr.state.md.us/boating
Michigan	www.dnr.state.mi.us
Minnesota	www.dnr.state.mn.us/information_and_education/water_safety/
Mississippi	http://mosl.sos.state.mo.us/csr/11csr.htm refer to section 80)
Montana	http://fwp/mt.gov/recreation/boated.htm
Nebraska	www.ngpc.state.ne.us/boating
Nevada	www.state.nv.us/cnr/nvwildlife/400/BOATPAGE.htm
New York	www.nysparks.com

North Carolina	www.state.nc.us/topics/vessel.htm
North Dakota	www.state.nd.us/gnf/boatinfo.html
Ohio	www.dnr.state.us/odnr/watercraft
Oregon	www.osmb.state.or.us
Pennsylvania	www.fish.state.pa.us
South Carolina	www.dnr.state.sc.us/boating.html
Tennessee	www.state.tn.us/twra/boatmain.html
Texas	www.tpwd.state.tx.us/boat/boat.htm
Utah	www.nr.state.ut.us/parks/boating.htm
Vermont	www.boatsafe.com/vermont
Virginia	www.dgif.state.va.us
Wisconsin	www.dnr.state.wi.us/org/es/enforcement/safety/boatsaf.htm
Wyoming	http://gf.state.wy.us/HTML/faq/faqboating.html

NOTE: State websites not listed are under development. Web accuracy: June 28, 1999. Bombardier Inc. makes no representation of endorsement of any of the products or services contain within any website listed.

SEA·DOO®



© 2000 Bombardier Inc. All rights reserved.
© Trademarks of Bombardier Inc. and/or its subsidiaries.
Printed in Canada.

BOMBARDIER
RECREATIONAL PRODUCTS



VERSION FRANÇAISE ÉGALEMENT DISPONIBLE

www.SeaDooManuals.net